



TEXAS

2016-17 BASKETBALL

33 NCAA Tournament Appearances: 1939, 1943, 1947, 1960, 1963, 1972, 1974, 1979, 1989-92, 1994-97, 1999-2012, 2014-16

SCHEDULE/RESULTS

Date	Day	Opponent - TV	Result/Time
11/2	Wed.	Angelo State (exhib) LHN	W, 95-55
11/11	Fri.	Incarnate Word LHN	W, 78-73

Legends Classic Austin Regional Rounds (Austin, Texas)

11/14	Mon.	Louisiana Monroe LHN	W, 80-59
11/17	Thurs.	Eastern Washington LHN	W, 85-52

Legends Classic Championship Rounds (Brooklyn, N.Y.)

11/21	Mon.	vs. Northwestern ESPN3/LHN	L, 58-77
11/22	Tues.	vs. Colorado ESPN	L, 54-68

11/29	Tues.	UTA LHN	L, 61-72
12/2	Fri.	Alabama ESPN	W, 77-68
12/6	Tues.	at Michigan (Ann Arbor, Mich.) ESPN2	L, 50-53
12/10	Sat.	Long Beach State ESPN2	W, 71-65

Lone Star Shootout (Houston, Texas)

12/17	Sat.	vs. Arkansas ESPN	L, 74-77
-------	------	-------------------	----------

12/21	Wed.	UAB LHN	W, 96-60
12/27	Tues.	Kent State ESPN	L, 58-63

12/30	Fri.	at K-State* (Manhattan, Kan.) ESPNNEWS	L, 62-65
1/4	Wed.	Oklahoma State* LHN	W, 82-79
1/7	Sat.	at Iowa State* (Ames, Iowa) ESPN2	L, 70-79
1/11	Wed.	TCU* LHN	L, 61-64
1/14	Sat.	#10/9 West Virginia* ESPN2	L, 72-74
1/17	Tues.	at #6/6 Baylor* (Waco, Texas) ESPN2	L, 64-74
1/21	Sat.	at #2/1 Kansas* (Lawrence, Kan.) CBS	L, 67-79
1/23	Mon.	Oklahoma* ESPN	W, 84-83

SEC/Big 12 Challenge (Athens, Ga.)

1/28	Sat.	at Georgia ESPN	L, 57-59
------	------	-----------------	----------

2/1	Wed.	Texas Tech* ESPN	W, 62-58
2/4	Sat.	at TCU* (Fort Worth, Texas) ESPNNEWS	L, 63-78
2/7	Tues.	Iowa State* ESPN2	W, 67-65
2/11	Sat.	at Oklahoma State* (Stillwater, Okla.) ESPN2	L, 71-84
2/14	Tues.	at Oklahoma* (Norman, Okla.) ESPN2	8 pm
2/18	Sat.	Kansas State* LHN	1 pm
2/20	Mon.	at West Virginia* (Morgantown, W. Va.) ESPN	8 pm
2/25	Sat.	Kansas* ESPN or ESPN2	5 pm
3/1	Wed.	at Texas Tech* (Lubbock, Texas) ESPN2	8 pm
3/4	Sat.	Baylor* ESPN or ESPN2	3 pm

3/8-11 Phillips 66 Big 12 Championship (Kansas City, Mo.)

3/16-19 NCAA First & Second Rounds (site TBA)

3/23-26 NCAA Regionals (site TBA)

4/1 & 3 NCAA Final Four (Glendale, Ariz.)

*Big 12 Conference opponents | All Times Central
All home contests in **Bold** | LHN = Longhorn Network

Texas Basketball Media Relations

Basketball SID: Scott McConnell

Office: (512) 471-1345 | Cell: (512) 748-9313 | E-mail: sm@utexas.edu

Secondary SID: David Wiechmann

Office: (512) 471-6062 | Cell: (936) 234-2711 |

E-mail: dwiech@utexas.edu

@TexasMBB

Web site: www.TexasSports.com



GAME

26

Texas (10-15, 4-8 Big 12) at Oklahoma (8-16, 2-10 Big 12)

Tuesday, Feb. 14, 2017 - 8 p.m. Central
Lloyd Noble Center (11,528) - Norman, Oklahoma

GAMEDAY QUICK FACTS

• **TELEVISION:** The game will be televised nationally by ESPN2. Jon Sciambi (pxp) and Miles Simon (analyst) will call the action.

• **RADIO:** The Longhorn IMG Radio Network broadcasts every UT game on the statewide network. Craig Way (pxp) and Eddie Oran (analyst) will call the action. Check www.TexasSports.com for a listing of affiliates carrying the game.

• **SERIES:** Oklahoma leads, 53-37. Last meeting: Texas 84-83 (Jan. 23, 2017; Austin).

NOTABLES

• **ALLEN SEES DOUBLE:** Freshman forward **Jarrett Allen** recorded his ninth double-double of the season (most in the Big 12) and his fifth in Big 12 Conference play, with an 18-point, 10-rebound effort on Saturday at Oklahoma State. In his first 12 league contests, Allen is averaging a team-best 16.3 points and 10.3 rebounds in 34.0 minutes per game while hitting 59.8 percent (79-132) from the field.

• **JONES SHOWING IMPROVEMENT:** Over the last nine games (since the suspension of Tevin Mack), freshman guard **Andrew Jones** has averaged 14.4 points, 5.0 assists and 4.7 rebounds in 32.3 minutes per contest. Jones has posted a 1.73 assist-to-turnover ratio in this time, recording 45 assists against 26 turnovers.

• **ROACH STEALS THE SHOW:** Sophomore guard **Kerwin Roach Jr.** registered a game-high three steals during Saturday's game at Oklahoma State. Roach leads the team in steals (37, 1.5 spg) entering Tuesday's contest in Norman.

PROJECTED GAME STARTERS (2016-17 stats)

No	Pos	Name	Ht	Yr	GP-GS	Pts	Reb
1	G	Andrew Jones	6-4	Fr.	25/16	11.4	3.4*
12	G	Kerwin Roach Jr.	6-4	So.	24/23	10.1	3.7*
10	G	Eric Davis Jr.	6-3	So.	25/15	8.0	2.7
31	F	Jarrett Allen	6-11	Fr.	25/25	13.1	8.5
32	F	Shaquille Cleare	6-8	Sr.	25/25	8.5	4.8

OFF THE BENCH

2	G	Isaiah Hobbs	6-3	Jr.	2/0	0.0	0.0
3	G	Jacob Young	6-2	Fr.	25/5	3.4	1.0*
4	C	James Banks	6-10	Fr.	24/0	1.7	2.6
5	G	Kendal Yancy	6-3	Sr.	21/6	5.0	2.1
14	F	Mareik Isom	6-9	Sr.	7/0	0.9	0.4
25	G	Joe Schwartz	6-2	Jr.	1/0	0.0	0.0
30	F	Ryan McClurg	6-6	Sr.	4/0	0.5	0.0

denotes assists per game

Head Coach: Shaka Smart, 30-28 at Texas (2nd year); 193-84 overall (8th year)

OKLAHOMA SERIES INFO

- Tuesday's contest marks the 91st meeting between Texas and Oklahoma.
- The Sooners hold a 53-37 lead in the all-time series that dates back to a 59-26 OU victory in Norman on Feb. 25, 1910.
- **Texas has won nine of the last 15 meetings in the series entering Tuesday's contest.**
- Oklahoma holds a 27-11 advantage all-time in games played in Norman.
- **Two of the last three meetings between these two rivals have been decided by 3-pointers just before the buzzer.** Buddy Hield hit a step-back three with less than three seconds left to lift No. 3/3 Oklahoma to a 63-60 win last year in Norman (Feb. 8, 2016). Just three weeks ago in Austin (Jan. 23), Andrew Jones nailed a 25-foot rainbow with 1.8 seconds left to pace the Horns to an 84-83 victory.

OKLAHOMA STATE GAME NOTES

- Saturday's loss snapped a three-game winning streak by Texas in the series against Oklahoma State.
- UT registered a 44-38 advantage in points in the paint and a 20-14 margin in second-chance points.
- OSU converted 10-of-19 (.526) from three-point range, while the Longhorns hit 4-of-23 (.174) from beyond the arc.
- **Jarrett Allen** recorded his ninth double-double (18 points, 10 rebounds) of the season (25 games) and fifth in Big 12 play (12 games). He reached double figures in scoring for the 18th time this season and 11th time in Big 12 play. Allen reached double figures in rebounds for the 10th time this year and sixth time in Big 12 play. He tied his career high in field goals made (9-13).
- **James Banks** set a season high in scoring (6 points). His previous high was 5 at Georgia (Jan. 28).
- **Andrew Jones** reached double figures in scoring (16 points) for the ninth straight game and 16th time this season (25 games).
- **Kerwin Roach Jr.** reached double figures in scoring (13 points) for the 14th time this season (24 games) and 23rd time in his career (57 games).

CARDIAC HORNS UNDER SMART

- The dramatic 84-83 home win against Oklahoma (Jan. 23) marked the third contest in the **Shaka Smart** era that the Longhorns have won on a game-winning field goal in the final 2.0 seconds.
- **Javan Felix** hit a jumper as time expired to beat No. 3/3 North Carolina 84-82 in Austin on Dec. 12, 2015.
- **Isaiah Taylor** went coast-to-coast and hit a running floater high off the glass with 1.1 seconds left for the 75-73 victory at Stanford on Dec. 19, 2015.
- **Andrew Jones** hit a high-arching 3-pointer from 25 feet with 1.8 seconds left to lift Texas to an 84-83 win against Oklahoma in Austin (Jan. 23).

CLOSE CALLS

- **UT has had 12 of its first 25 contests decided by 5 points or less.**
- The Longhorns are 5-7 this season in games decided by 5 points or less.
- Texas is 3-6 this year in games decided by 3 points or less.
- All six of UT's home league contests have been decided by 4 points or less.

A FIRST IN PROGRAM HISTORY

- Texas completed a brutal three-game stretch in mid-January that saw the Longhorns face three straight Top 10 opponents.
- UT dropped a 74-72 decision at home to No. 10/9 West Virginia (Jan. 14). The Horns then fell 74-64 at No. 6/6 Baylor (Jan. 17) and lost at No. 2/1 Kansas 79-67 (Jan. 21).
- **This marked the first time in UT program history that the Longhorns have faced three consecutive opponents ranked in The AP Top 10.**

A CONSISTENT DANCER

- **Texas has advanced to the NCAA Tournament in 17 of the last 18 and 25 of the last 28 years.** UT is one of six schools nationally to have appeared in at least 17 of the last 18 tourneys (Duke, Gonzaga, Kansas, Michigan State and Wisconsin).
- UT has made a total of 33 all-time appearances in the NCAA Tournament (35-36 record).

YEAR TWO OF THE SHAKA SMART ERA

- **Shaka Smart** was introduced as the 24th head basketball coach at The University of Texas on April 3, 2015.
- The 39-year-old Smart spent six seasons (2009-15) at Virginia Commonwealth University, leading the Rams to an overall record of 163-56 (.744) and five NCAA Tournament appearances including the 2011 Final Four.
- **The 183 wins tie Smart for the sixth-highest number of total victories during the first seven years of a head coaching career in NCAA history.**

BEST CAREER START (7 YEARS) BY WINS

COACH, SCHOOL	YEARS	W-L
Mark Few, Gonzaga	2000-06	188-41
Jamie Dixon, Pittsburgh	2004-10	188-54
Everett Case, NC State	1947-53	187-45
Dave Rose, BYU	2006-12	185-54
Roy Williams, Kansas	1989-95	184-51
That Matta, But/XU/OSU	2001-07	183-53
Shaka Smart, VCU/UT	2010-16	183-69
Larry Brown, UCLA/KU	1980-81, 84-88	172-60
Bruce Stewart, WVU Wesleyan/MTSU	1983-89	172-60

FIVE CORE VALUES OF TEXAS BASKETBALL

Upon Smart's arrival at Texas in the spring of 2015, he laid out his five core values for the Texas Basketball program:

- **APPRECIATION:** We see every opportunity as a gift.
- **ENTHUSIASM:** We are passionate and excited about our process for success.
- **COMPETITIVENESS:** We aggressively pursue excellence.
- **TEAMSHIP:** We commit fully to aligning ourselves with the team.
- **ACCOUNTABILITY:** We are responsible for our team and ourselves.

WHAT IS GONE FROM LAST YEAR?

- Gone from the 2015-16 team are a total of six upperclassmen: guards **Isaiah Taylor** (turned professional after his junior season and now with the Houston Rockets D-League team), **Javan Felix** and **Demarcus Holland**, forward **Connor Lammert** and centers **Prince Ibeh** and **Cameron Ridley**.
- These six players combined to play in a total of 745 games (459 starts).

- **The 2016-17 Longhorns return just:** 37.2% of their scoring (877 of 2,355), 37.5% of their rebounding (396 of 1,055), 23.9% of their assists (90 of 377) and 36.6% of their minutes played (2,432 of 6,650).

EXPERIENCE LOST

NAME	GAMES PLAYED	GAMES STARTED
Javan Felix	132	79
Demarcus Holland	135	92
Prince Ibeh	135	28
Connor Lammert	136	72
Cameron Ridley	115	96
Isaiah Taylor	92	92
Totals	745	459

20-WIN MARK

- With its 20-13 overall record in 2015-16, Texas reached the 20-win mark for the 16th time in the last 17 seasons.
- UT has reached the 20-win plateau a total of 31 times in its previous 110 seasons of basketball.

RECORD-TYING FREE THROW PERFORMANCE

The Longhorns tied a school record with a perfect effort (12-of-12) from the stripe in the home win against UAB (Dec. 21).

- This marked the fourth time in school history (since the 1960-61 season, as far back as UT records were kept for free throws) that the Longhorns have been perfect from the free throw line as a team with at least 10 attempts.

HIGHEST SINGLE-GAME FT PERCENTAGE (SINCE 1960-61 SEASON, MIN. 10 ATT)

OPPONENT	FT-FTA	DATE
at Mississippi	16-16	Dec. 2, 1972
vs. SMU	14-14	Jan. 20, 1996
vs. UAB	12-12	Dec. 21, 2016
at Oklahoma	11-11	Feb. 6, 2008

ALLEN BECOMING ASSERTIVE

Freshman forward **Jarrett Allen leads the team in rebounding (8.5 rpg) and blocked shots (37)** and ranks second in scoring (13.1 ppg) and minutes (31.0 mpg) through the first 25 contests. He has converted 134-of-232 (.578) field goals. **Allen has recorded nine double-doubles this season (most in the Big 12), including five in Big 12 Conference play.** He has reached double figures in scoring 18 times and double figures in rebounds 10 times through his first 25 contests.

- He recorded 17 points (7-13 FG), 10 rebounds (5 offensive) and 2 blocks in 31 minutes against Kent State (Dec. 27).
- Allen posted 16 points (8-9 FG) and 6 rebounds in 25 minutes against UAB (Dec. 21).
- He had 11 points (5-10 FG), 10 rebounds and 2 blocks in 33 minutes against Arkansas in Houston (Dec. 17).
- Allen registered 13 points, 12 rebounds (7 offensive) and 2 blocks in 33 minutes against UTA (Nov. 29).
- He posted 15 points (6-9 FG) and 6 boards in 34 minutes against Colorado (Nov. 22).
- Allen recorded a double-double (16 points, 12 rebounds) and 2 blocks in 36 minutes during his collegiate debut against Incarnate Word (Nov. 11). His 16 points were 4 shy of the UT freshman debut mark (20 by Kevin Durant vs. Alcorn State in 2006), and his 12 boards were 1 shy of the school's freshman debut record (13 by P.J. Tucker vs. Brown in 2003).

ALLEN BETTER IN BIG 12 PLAY

Through his first 12 Big 12 Conference contests, Jarrett Allen has averaged a team-high 16.3 points, 10.3 rebounds and 1.7 blocks in 34.0 minutes per game. He has converted 59.8% (79-132) of his field goal attempts. Allen has reached double figures in scoring in 11 of the first 12 league games.

- He registered 18 points (8-14 FG, 2-3 FT) to go along with 9 rebounds and 2 blocks in 33 minutes against TCU (Jan. 11).
- Allen tallied 11 points (5-10 FG), 7 rebounds and a career-high 3 blocks in 35 minutes at Iowa State (Jan. 7).
- He posted 14 points (6-8 FG, 2-2 FT) and 13 rebounds (4 offensive) in 35 minutes at K-State (Dec. 30).

ALLEN BY THE NUMBERS

FIRST 12 GAMES	STAT	BIG 12 GAMES (12)
10.7	Points per game	16.3
6.9	Rebounds per game	10.3
1.3	Blocks per game	1.7
28.3	Minutes per game	34.0

ALLEN ON A ROLL

In the last nine games (three against Top 10 opponents), Jarrett Allen has averaged a team-best 16.4 points, 9.9 rebounds and 1.4 blocks in 33.4 minutes per game. He has converted 60% (60-100) of his field goal attempts in the stretch:

- Allen recorded a double-double with a game-high 18 points (9-13 FG) and 10 rebounds (5 offensive) along with 2 steals in 31 minutes at Oklahoma State (Feb. 11). He tied his career high in FG made.
- He posted a game-high 17 points (7-11 FG) and 9 rebounds in 34 minutes against Iowa State (Feb. 7). Allen hit two free throws with 7.2 seconds remaining (facing a 1-and-1 situation) that proved to be the game-winning points.
- Allen tied his career high with 22 points (9-14 FG) and added 9 rebounds (5 offensive), a career-high 3 steals, 2 blocks and 2 assists in 36 minutes at TCU (Feb. 4).
- He registered a game-high 19 points (8-11 FG, 3-5 FT) and 8 rebounds in 35 minutes against Texas Tech (Feb. 1).
- Allen had 10 points and 12 rebounds and tied his career high in minutes (36) against Oklahoma (Jan. 23).
- He recorded 17 points (7-10 FG, 3-4 FT), 10 rebounds and tied his career high with 3 blocks in 31 minutes at No. 6/6 Baylor (Jan. 17).
- Allen posted 19 points (6-7 FG, 7-8 FT), 7 rebounds and 2 blocks in 36 minutes against No. 10/9 West Virginia (Jan. 14). He set a career high in FT made and tied his career high in minutes played.

MONSTER EFFORT IN "ALLEN" FIELDHOUSE

Jarrett Allen had a remarkable performance in historic Allen Fieldhouse at No. 2/1 Kansas (Jan. 21):

- **Allen had a career-high 22 points (9-14 FG, 4-7 FT), a career-high 19 rebounds (7 offensive) and tied a career high with 3 blocks in 34 minutes.**
- He came within 1 rebound of becoming just the **FIFTH** player in UT history to record 20 points and 20 rebounds in a game: Kevin Durant (37 points, 23 rebounds at Texas Tech on Jan. 31, 2007), Brad Buckman (27 points, 21 rebounds at Colorado on Feb. 8, 2005), LaSalle Thompson (26 points, 21 rebounds at North Texas on Jan. 19, 1981) and Larry Robinson (26 points, 23 rebounds vs. Centenary on Dec. 27, 1971).

- His 19 rebounds marked the **SECOND**-highest single-game total by a UT **freshman** in school history (Kevin Durant had 23 boards at Texas Tech on Jan. 31, 2007).
- His 19 boards are the most by a Kansas opponent since Jackson Vroman (Iowa State) had 19 rebounds on Feb. 21, 2004.

ALLEN EARNS WEEKLY BIG 12 HONOR ... TWICE

- **Jarrett Allen earned Phillips 66 Big 12 Conference Co-Newcomer of the Week honors on Jan. 16.** This marked his first career Big 12 weekly award. Allen averaged 18.5 points, 8.0 rebounds and 2.0 blocks in 34.5 minutes per game during UT's two contests against No. 10/9 West Virginia (Jan. 14) and TCU (Jan. 11). He converted 14-of-21 (.667) field goals and 9-of-11 (.818) free throws in the two games.
- **Allen claimed Phillips 66 Big 12 Conference Newcomer of the Week honors again on Jan. 23.** He averaged 19.5 points, 14.5 rebounds and 3.0 blocks per game against a pair of Top 10 opponents - at No. 6/6 Baylor (Jan. 17) and at No. 2/1 Kansas (Jan. 21). Allen converted 16-of-24 (.667) field goals and 7-of-11 (.636) free throws in the two games.

KEEPING UP WITH THE JONES'

Freshman guard Andrew Jones ranks second on the team in assists (86, 3.4 apg) and steals (33), third in scoring (11.4 ppg) and fifth in rebounding (4.1 rpg) through the first 25 contests. He has converted 44.1% (90-204) from the floor and 75.5% (71-94) from the free throw line. Jones has reached double figures in scoring 16 times this season.

- Jones tallied 14 points (5-7 FG, 2-3 threes) and 7 rebounds in 29 minutes at Iowa State (Jan. 7).
- He had 10 points (6-10 FT), 4 rebounds and 2 assists without a turnover in 28 minutes against Oklahoma State (Jan. 4).
- Jones recorded 16 points (6-9 FG, 4-7 threes), 5 rebounds, 6 assists and 2 steals in 22 minutes against UAB (Dec. 21).
- He tied his career highs in scoring (17 points) and steals (3) and set a career high in free throws made (8-11) while posting 7 assists in 32 minutes against Arkansas in Houston (Dec. 17).
- Jones had 17 points (6-10 FG) and 3 steals in 21 minutes against Eastern Washington (Nov. 17).
- He had 12 points (3-6 FG, 6-8 FT) and 4 assists in 23 minutes against UL Monroe (Nov. 14).
- Jones recorded 10 points and 6 rebounds in 22 minutes against Incarnate Word (Nov. 11).

JONES DOES THE DISHES

- **Andrew Jones has averaged 6.4 assists per game over his last five contests entering Tuesday's game at Oklahoma.**
- He recorded a career-high 8 assists at Georgia (Jan. 28). Jones followed with 7 assists in 35 minutes against Texas Tech (Feb. 1). He added 7 assists in 35 minutes at TCU (Feb. 4) and registered 7 assists in a career-high 36 minutes against Iowa State (Feb. 7).

JONES SHOWING IMPROVEMENT

Andrew Jones has averaged 14.4 points, 5.0 assists, 4.7 rebounds and 1.6 steals in 32.3 minutes per game over his last nine contests - three coming against Top 10 opponents. He has converted 42-of-98 (.429) field goals, including 17-of-49 (.347) from three-point range, and 29-of-36 (.767) free throws during the stretch and reached double digits in scoring in ALL nine games.

- He registered 16 points (6-6 FT) and 3 assists against just 1 turnover in 34 minutes at Oklahoma State (Feb. 11).
- Jones tallied 10 points (5-6 FT), a career-high 9 rebounds, 7 assists and 2 steals in a career-high 36 minutes against Iowa State (Feb. 7).
- He recorded 14 points (6-11 FG) and 7 assists in 35 minutes at TCU (Feb. 4).
- Jones posted 11 points, 7 assists against 3 turnovers and 4 rebounds in 35 minutes against Texas Tech (Feb. 1).
- He registered a team-high 16 points (5-11 FG, 4-5 FT), a career-high 8 assists, 4 rebounds and 2 steals in 33 minutes at Georgia (Jan. 28).
- Jones tallied 16 points (5-7 FG, 3-3 threes, 3-4 FT), 8 rebounds, 3 assists and 3 steals in 31 minutes against Oklahoma (Jan. 23). **He hit the game-winning 3-pointer, a high-arching shot from 25 feet, with 1.8 seconds left in the game.**
- He recorded 15 points (6-9 FG, 3-4 threes), 5 rebounds, 5 assists, 2 steals and a career-high 2 blocks in 29 minutes at No. 2/1 Kansas (Jan. 21).
- Jones posted 15 points (6-7 FT), 4 boards and 4 assists without a turnover in 31 minutes at No. 6/6 Baylor (Jan. 17).
- He tied his career high with 17 points (4-9 threes, 3-4 FT), 3 rebounds and 2 steals in 28 minutes against No. 10/9 West Virginia (Jan. 14).

JONES BY THE NUMBERS

FIRST 16 G	STAT	LAST 8 G
9.6	Points per game	14.4
22.8	Minutes per game	32.3
41-36 (1.1)	Assists-to-Turnovers (ratio)	45-26 (1.7)

ROACH'S RESUME

Sophomore guard **Kerwin Roach Jr.** is playing a significant role in the Texas backcourt this season. He has topped the 20-point mark twice and reached double figures in scoring 23 times in 57 career games (23 starts, all this season).

- **Through his first 24 games this year, Roach leads the team in steals (37) and assists (88, 3.7 apg) and ranks fourth in scoring (10.1 ppg) and third in minutes (29.9 mpg).**
- He has reached double figures in scoring in 14 of his first 24 contests this season.
- Roach registered 13 points (6-9 FG), 6 rebounds, 5 assists against just 2 turnovers and 3 steals in 34 minutes at Oklahoma State (Feb. 11).
- He posted 10 points (4-8 FG) and tied his season high with 7 rebounds in 31 minutes at Georgia (Jan. 28).
- Roach tallied 11 points, a career-high 8 assists against 2 turnovers, a season-high 7 rebounds and 3 steals in 34 minutes against Oklahoma (Jan. 23).
- He had 11 points, 6 rebounds and 5 assists in a career-high 38 minutes against No. 10/9 West Virginia (Jan. 14).
- Roach registered a season-high 21 points (7-9 FG, 4-4 threes) and 5 assists in 37 minutes at Iowa State (Jan. 7). The 21 points were one shy of his career high (22 vs. TCU on Jan. 26, 2016) and he set a career-high in 3-pointers made.
- He tallied 11 points (3-3 FG, 5-6 FT), 5 rebounds, 6 assists against 2 turnovers, 2 steals and 1 blocked shot in 36 minutes against Oklahoma State (Jan. 4).
- Roach recorded 13 points (4-7 FG, 4-4 FT), 3 assists and 2 steals in 32 minutes against Kent State (Dec. 27).

- He posted a team-high 16 points (12-16 FT) and 5 rebounds against Alabama (Dec. 2). Roach set a career high in FT made.
- Roach had 16 points and 3 steals against UTA (Nov. 29). He set a career high in field goals made (8-14).
- He posted a team-high 16 points in 30 minutes against Colorado (Nov. 22).
- Roach posted 11 points (4-7 FG) and 6 rebounds in 23 minutes against Eastern Washington (Nov. 17).
- Roach earned a spot on the six-person Big 12 All-Newcomer Team last year. He was a two-time Phillips 66 Big 12 Newcomer of the Week selection (Feb. 1 and March 6).
- During fall testing, Roach recorded a 47.5-inch vertical jump.

ROACH BY THE NUMBERS

2015-16	STAT	2016-17
7.5	Points per game	10.1
1.2	Assists per game	3.7
17.8	Minutes per game	29.9

ROACH PLAYS THIEF

- **Kerwin Roach Jr.** recorded a career-high 6 steals in just 21 minutes of action during the home win against UAB (Dec. 21).
- **This marked the most steals by a UT player in a single game since Daniel Gibson had 6 steals vs. Iowa State on Feb. 5, 2005.**
- Roach leads the team with 37 steals (1.5 spg) in his first 24 games this season.

ROACH CLEANS THE GLASS

- **Kerwin Roach Jr. has averaged 6.2 rebounds over his last six contests entering Tuesday's game at Oklahoma.**
- He posted a season-high 7 rebounds in games against Oklahoma (Jan. 23), at Georgia (Jan. 28) and Texas Tech (Feb. 1).
- Roach ranks fourth on the team in rebounding (4.2 rpg) this season.

DAVIS LOOKING TO BREAK OUT

Sophomore guard **Eric Davis Jr.** emerged as a team leader during spring and summer workouts. Davis has reached double figures in scoring 22 times in 58 career games (17 career starts).

- **Through the first 25 games this season, Davis is third on the team in assists (33), sixth in scoring (8.0 ppg) and fourth in minutes played (28.0 mpg).**
- He had 12 points (4-4 FT) and tied a career high with 3 steals in 36 minutes at No. 2/1 Kansas (Jan. 21).
- Davis registered 16 points (5-8 FG, 3-6 threes, 3-4 FT) in 28 minutes against Oklahoma State (Jan. 4).
- He recorded 16 points (4-8 FG, 3-7 threes, 5-6 FT) in 25 minutes against Long Beach State (Dec. 10).
- Davis set a career high with 7 rebounds in 24 minutes against ULM (Nov. 14).
- He posted 16 points (5-6 FT) and 6 rebounds in 32 minutes against Incarnate Word (Nov. 11).
- Davis earned a spot on the six-person Big 12 All-Newcomer Team last year. He was a two-time Phillips 66 Big 12 Newcomer of the Week (Nov. 30 and Dec. 14).
- Davis ranked fifth on the team in scoring (7.4 ppg), converting a team-best 38.2% (42-110) from 3-point range and 79.6% (43-54) from the free throw line in his freshman season.

DAVIS FINDING THE RANGE

Eric Davis Jr. has averaged 10.3 points in 33.7 minutes per contest while converting 23-of-49 (.469) field goals, including 12-of-33 (.364) from three-point range, during the last six games. After reaching double figures in scoring just four times in the first 18 games this year, Davis has posted four double-figure scoring efforts in his last seven contests.

- Davis tallied 15 points (6-9 FG, 3-6 threes) in a career-high 37 minutes against Texas Tech (Feb. 1).
- He registered 11 points (4-8 FG, 2-5 threes) in 34 minutes at Georgia (Jan. 28).
- Davis recorded a season-high 18 points (6-11 FG, 5-10 threes) in 32 minutes against Oklahoma (Jan. 23).

DAVIS BY THE NUMBERS

FIRST 19 G	STAT	LAST 6 G
7.2	Points per game	10.3
31.3 (46-147)	FG % (FG-A)	46.9 (23-49)
22.6 (19-84)	3FG % (3FG-A)	36.4 (12-33)
26.2	Minutes per game	33.7

CLEARE TAKES LEADERSHIP ROLE

Senior forward **Shaquille Cleare** (pronounced: CLAIR) shed more than 30 pounds during the summer and early fall and reduced his body fat to less than 8 percent entering the 2016-17 season. At Texas, he has reached double figures in scoring 12 times in 58 career games (25 starts, all this season).

- **Through the first 25 games, Cleare ranks second on the team in rebounding (4.8 rpg) and fifth in scoring (8.5 ppg)**
- He has converted 52.1% (87-167) from the floor and 71.7% (38-53) from the free throw line.
- Cleare has reached double figures in scoring 10 times this season, including seven times in Big 12 play.
- He posted 10 points (4-7 FG, 2-2 FT) and 6 rebounds in 28 minutes at K-State (Dec. 30).
- Cleare recorded 10 points (3-4 FG, 4-4 FT) and 6 rebounds in 20 minutes against UAB (Dec. 21).
- He had 10 points (3-6 FG, 4-4 FT), 7 rebounds and 2 blocks in 23 minutes against Arkansas in Houston (Dec. 17).
- Cleare had 8 points and tied his UT career high in rebounds (8) in 21 minutes against Long Beach State (Dec. 10).
- He posted 11 points (5-9 FG), 4 boards and 1 block in 23 minutes against Alabama (Dec. 2).
- He played in 69 career games at Maryland during his freshman (2012-13) and sophomore (2013-14) seasons. He sat out the 2014-15 season due to NCAA transfer rules.

CLEARE BY THE NUMBERS

2015-16	STAT	2016-17
3.6	Points per game	8.5
2.9	Rebounds per game	4.8
2	Double-figure scoring games	10
62.9 (22-35)	Free Throw % (FT-A)	71.7 (38-53)
12.0	Minutes per game	21.8

CLEARE ON A ROLL

Shaquille Cleare has averaged 11.1 points in 25.6 minutes per game over his last nine contests - three coming against Top 10 opponents. He has converted 44-of-79 (.557) field goals during the stretch and reached double figures in scoring in six of the nine contests.

- Cleare tallied 12 points (5-8 FG) and 6 rebounds in 24 minutes during the home win against Iowa State (Feb. 7).
- He recorded 12 points (5-11 FG) and tied his career high with 2 blocked shots in 21 minutes at TCU (Feb. 4).
- **Cleare registered a career-high 23 points (10-14 FG, 3-5 FT), tied a career high with 8 rebounds (5 offensive) and added 2 blocks in 31 minutes against Oklahoma (Jan. 23).**
- He recorded 11 points (4-9 FG, 3-4 FT), 1 assist and 1 block in 22 minutes at No. 2/1 Kansas (Jan. 21).
- Cleare tallied 14 points (6-10 FG, 2-2 FT) and added 6 rebounds in 25 minutes at No. 6/6 Baylor (Jan. 17).
- He posted 12 points (6-9 FG), 4 rebounds, 1 block, 1 assist and 1 steal in a career-high 33 minutes against No. 10/9 West Virginia (Jan. 14).

CLEARE BY THE NUMBERS

FIRST 16 G	STAT	LAST 9 G
7.0	Points per game	11.1
48.9 (43-88)	FG% (FG-A)	55.7 (44-79)
19.7	Minutes per game	25.6

CLEARE'S STREAK AT THE LINE SNAPPED AT 21

- **Shaquille Cleare had his streak of consecutive free throws made snapped at 21 in the game at No. 2/1 Kansas (Jan. 21).**
- Cleare made his first FT attempt but missed his second in the first half in Lawrence. He had been perfect at the stripe dating back to the Long Beach State game on Dec. 10.
- His streak of 21 marked the most consecutive FT made by a UT player since J'Covan Brown hit 28 straight from Jan. 7, 2012-Jan. 21, 2012.

YANCY PROVIDES EXPERIENCE

Senior guard **Kendal Yancy** is the most experienced returning player on the UT roster. He has played in 119 career games (49 starts) and reached double figures in scoring 18 times.

- Yancy has reached double figures in scoring five times this season.
- He suffered a high left ankle sprain during the game at K-State (Dec. 30) and missed the next four games.
- Yancy saw his most extensive action and best production since returning from injury during the home win against Iowa State (Feb. 7), recording 9 points (4-7 FG) and 4 rebounds (3 offensive) in 20 minutes.
- He registered 14 points (5-7 FG, 3-3 FT) in 21 minutes against UAB (Dec. 21).
- Yancy recorded 11 points and a season-high 5 rebounds in 23 minutes against Long Beach State (Dec. 10).
- He added 12 points (5-6 FG) in 23 minutes against ULM (Nov. 14).
- Yancy posted a team-high 19 points against Incarnate Word (Nov. 11). He set his career high in steals (4) and FT made (8-9) and tied his career high in minutes (37).
- Yancy played in 30 games (15 starts) and averaged 3.0 points and 1.8 rebounds in 10.5 minutes per contest last year.
- He earned the team's Most Improved Player honor as a sophomore in 2014-15.
- Yancy is a three-time Big 12 Commissioner's Honor Roll selection (min. 3.0 GPA) and earned Academic All-Big 12 Second Team accolades as a sophomore.

HORNS WELCOME TOP 5 RECRUITING CLASS

In their first full recruiting cycle, head coach **Shaka Smart** and the UT coaching staff pulled in a four-man freshman class that ranked as the **No. 5 recruiting class in the nation by Scout.com**. All four incoming freshmen were ranked among the Top 100 players nationally.

- **Jarrett Allen** was ranked as the No. 15 overall prospect in the nation by ESPN, No. 15 by Rivals.com and No. 15 by Scout.com. A McDonald's All-American, he also competed for Team USA in the 2016 Nike Hoop Summit. Allen averaged 19.7 points and 13.3 rebounds as a senior while leading St. Stephen's Episcopal School (Austin, Texas) to a 25-5 mark and the Southwest Preparatory Conference title. He scored 33 points in the 66-57 win against Bellaire Episcopal in the SPC championship game.
- **James Banks** was ranked as the No. 49 overall prospect in the nation by Scout.com, No. 57 by ESPN and No. 83 by Rivals.com. He led La Lumiere School (La Porte, Ind.) to a 27-4 overall mark during his senior season while averaging 6 points, 8 rebounds and 3 blocks per game. La Lumiere advanced to the championship game at the 2016 Dick's Sporting Goods High School Nationals in New York City in April. Banks also participated in the prestigious Kentucky Derby Festival Classic in Louisville in April and the BallIsLife All-American Game in May.
- **Andrew Jones** was ranked as the No. 19 overall prospect in the nation by Scout.com, No. 22 by Rivals.com and No. 29 by ESPN following his senior year. A McDonald's All-American, he also was the 13th player in UT history to participate in the Jordan Brand Classic and posted 15 points (7-11 FG) in 16 minutes for the West team. Jones averaged 30 points, 10 rebounds and 7 assists per game as a senior while leading Irving MacArthur (Irving, Texas) to a 22-7 overall record.
- **Jacob Young** was ranked as the No. 87 prospect in the nation by Scout.com and No. 106 by Rivals.com following his senior year. A two-time Class 5A all-state selection by the Texas Association of Basketball Coaches (TABC), he helped pace Yates HS (Houston, Texas) to the third round of the Class 5A state playoffs as a senior.

MCDONALD'S ALL-AMERICA TRADITION CONTINUES

- **Jarrett Allen** and **Andrew Jones** both compete in the 2016 McDonald's All-American Game.
- Allen and Jones became the **17th and 18th players** in UT history to participate in the McDonald's All-American Game.
- This marks the fourth time in UT program history that the Longhorns have had at least two McDonald's All-Americans in the same year: 2004 (LaMarcus Aldridge, Daniel Gibson and Mike Williams), 2006 (D.J. Augustin and Kevin Durant) and 2010 (Cory Joseph and Tristan Thompson).

MAKING HISTORY

- **Jarrett Allen** was the top-ranked center in the country by ESPN.
- This marks the first time in UT program history that the Longhorns have signed the **No. 1 center** in ESPN's recruiting rankings.

ALLEN'S PRESEASON ACCOLADES

- Allen was named to the John R. Wooden Award Preseason Top 50 on Nov. 15. The watch list features 50 players in consideration for the 2017 Wooden Award as the top player in college basketball.
- He was named to the Naismith Trophy Men's 50 preseason watch list on Nov. 10. The watch list features 50 players in consideration for the 2017 Naismith Men's College Player of the Year.
- Allen was named to the 20-person watch list for the 2017 Kareem Abdul-Jabbar Center of the Year Award on Oct. 21. Named after the Hall of Famer and three-time NCAA Champion, the annual honor in its third year recognizes the top center in men's college basketball.

BLOCK PARTY FOR BANKS

Freshman center **James Banks** ranks second on the team in blocked shots (30) while averaging 2.6 rebounds in 12.8 minutes per contest through his first 24 contests. **Banks has registered at least one blocked shot in 16 of his 24 games played.**

- Banks recorded a season-high 6 points (2-3 FG, 2-2 FT) and 5 rebounds in 16 minutes at Oklahoma State (Feb. 11).
- He had 4 rebounds and 1 blocked shot in 8 minutes against Texas Tech (Feb. 1).
- Banks posted 5 points (2-3 FG, 1-1 FT), 4 rebounds and 1 block in 23 minutes at Georgia (Jan. 28).
- He registered 2 blocks in just 5 minutes against Oklahoma State (Jan. 4).
- Banks had 3 blocks in 10 minutes against Kent State (Dec. 27).
- He recorded 2 points, 9 rebounds and 5 blocks in 24 minutes during his collegiate debut against Incarnate Word (Nov. 11).
- **Banks set the UT freshman debut mark for most blocked shots (5).** The previous mark was 3 (Cameron Ridley vs. Fresno State in 2012; Damion James vs. Alcorn State in 2006).

YOUNG FINDING HIS ROLE

Freshman guard **Jacob Young** is averaging 3.4 points in 17.4 minutes per game through the first 25 contests (5 starts).

- He tied his career high with 3 assists against just 1 turnover in 14 minutes at TCU (Feb. 4).
- Young made his first collegiate start against No. 10/9 West Virginia (Jan. 14) and had 8 points (2-4 threes, 2-2 FT) in 22 minutes.
- He posted a season-high 11 points (4-8 FG, 3-6 threes) in 24 minutes against Alabama (Dec. 2).
- Young had 10 points (4-7 FG) and 2 assists without a turnover in a career-high 32 minutes against Incarnate Word (Nov. 11).

ADDING "MO'-MENTUM

Senior forward **Mareik Isom** (pronounced: muh-REAK EYE-sum) spent his first four seasons at Arkansas-Little Rock and played in 95 career games (18 starts). After redshirting as a true freshman in 2012-13, he completed his bachelor's degree in psychology in December 2015. Isom enrolled in graduate-level classes at UT this summer and is eligible to compete immediately for the Longhorns in the 2016-17 season. He was a two-time Sun Belt Conference Honor Roll selection (2013-14 and 2014-15).

- Isom has played in seven games this season, averaging 3.0 minutes per contest.
- He had surgery on Nov. 1 on his left ankle and made his first appearance this season against No. 10/9 West Virginia on Jan. 14.
- Isom scored his first points as a Longhorn against Iowa State (Feb. 7), knocking down his only 3-point attempt in the second half.

- As a redshirt junior (2015-16), Isom played in 34 games (9 starts) and averaged 5.9 points, 2.7 rebounds and 0.5 blocks in 19.1 minutes per game while helping the Trojans post a 30-5 record (17-3 Sun Belt Conference champions) and advance to the NCAA Tournament Round of 32.
- He converted 39.6 percent (42-106) from 3-point range and 78.4 percent (29-37) from the free throw line last year. Isom reached double figures in scoring eight times, including a season-high 16 points against Texas State (Feb. 27).
- In his redshirt sophomore season (2014-15), he played in 31 games (8 starts) and averaged 6.8 points and 2.9 rebounds in 15.9 minutes per contest. Isom led the Sun Belt in 3-point shooting percentage (45.0 percent).
- Isom is an **Austin, Texas native** who played at Bowie HS.

MACK SUSPENDED INDEFINITELY

Sophomore guard/forward **Tevin Mack** was suspended indefinitely on Jan. 12 for a violation of team rules.

- **Coach Smart quote:** "We have a set of standards that we expect people in our program to adhere to. Tevin has failed to reach them."
- In his first 15 contests this year, Mack led the team in scoring (14.8 ppg) and minutes (31.3 mpg) while hitting 45.9% (79-172) from the floor, including a team-best 39.1% (34-87) from 3-point range. He had reached double figures in scoring in 11 of his first 15 games.

TRIO OF HORNS WIN GOLD MEDAL FOR TEAM USA

- Head coach **Shaka Smart** was able to spend almost three full weeks with freshmen **Jarrett Allen** and **James Banks** during the summer.
- Smart served as the **head coach** for the USA U18 National Team, which competed in July at the FIBA Americas U18 Championship in Valdivia, Chile.
- Allen led Team USA and ranked fourth in the tournament overall in rebounding (9.0 rpg) and topped the squad in minutes played (23.8 mpg). He ranked third on the team in scoring (10.6 ppg) and tied for third in blocked shots (5).
- Banks played in four of the five games during the tourney and led Team USA in blocks (7). He ranked sixth on the squad in rebounding (4.5 rpg) despite playing just 9.8 minutes per contest. Banks added 2.3 ppg and grabbed 9 of his 18 rebounds off the offensive glass.
- Smart posted a 5-0 mark with the Under-18 National Team. The Americans recorded a +30.4 average margin of victory (93.4-63.0) and led the tournament in scoring (93.4 ppg), field goal percentage (.461) assists (25.0 apg), steals (13.4 spg) and blocked shots (6.8 bpg).

OSETKOWSKI SITS OUT TRANSFER YEAR

Junior forward **Dylan Osetkowski** (pronounced: oh-set-COW-skee) spent his freshman and sophomore seasons at Tulane University (2014-15 and 2015-16) and played in 65 career games for the Green Wave. He elected to transfer to Texas and began taking classes in Austin in Summer 2016. Osetkowski will sit out the 2016-17 season due to NCAA transfer rules and have two seasons of eligibility remaining, beginning in the 2017-18 season.

- Osetkowski impressed during his one public appearance in a Texas uniform this fall. He posted a game-high 17 points (7-7 FG) and 10 rebounds in 24 minutes during the Texas Tip-Off.

- As a sophomore at Tulane (2015-16), he registered a team-best 11 double-doubles and led the squad in rebounding (8.3 rpg) while starting all 34 games for the Green Wave. Osetkowski ranked third on the team in scoring (11.3 ppg) and second in minutes (32.4 mpg).

UT INKS TRIO DURING EARLY SIGNING PERIOD

Jase Febres (Houston, Texas), **Royce Hamm Jr.** (Houston, Texas) and **Jericho Sims** (Minneapolis, Minn.) signed National Letters of Intent to play basketball next season at The University of Texas during the early signing period. The trio will join the Longhorns for the 2017-18 season.

- **Febres** [pronounced: JAYCE FEB-rus] (6-5, 180), a guard from Westfield HS who plays under coach Van Price, is ranked as the No. 47 overall prospect in the nation by Scout.com and No. 63 by Rivals.com. He averaged 17.1 ppg, 5.8 rpg and 3.8 apg assists per game during his junior year.
- **Hamm Jr.** (6-7, 200), a forward from Aldine Davis HS who plays under coach Larry Skinner, is ranked as the No. 74 overall prospect in the nation by ESPN and No. 89 by Scout.com. He averaged 22.1 ppg and 7.1 rpg as a junior while leading the Falcons to a 29-3 record.
- **Sims** (6-9, 220), a forward from Cristo Rey Jesuit HS who plays under coach Stanley Clay, is ranked as the No. 48 overall prospect in the nation by Scout.com, No. 54 by Rivals.com and No. 67 by ESPN. He averaged 21.8 ppg, 11.2 rpg, 3.7 apg and 1.4 bpg as a junior.

NAVY SEAL TEAM PT - YEAR TWO AT TEXAS

- After using Navy SEAL Team PT for his final four years at VCU, head coach **Shaka Smart** and Basketball strength/conditioning coach **Daniel Roose** brought the preseason program to Texas.
- All players and members of the UT coaching and support staff took part in a four-day training session on Sept. 19-22.
- The goals of the training were to improve communication, leadership and team-building while getting players out of their comfort zone.
- John McGuire (@SEALTeamPT), who spent 10 years as a Navy SEAL and the past 18 years organizing training sessions that incorporate some of the same rugged regimens, led the training.
- To view an all-access look at this fall's Navy SEAL Team PT provided by Longhorn Network, go to this YouTube link: <https://www.youtube.com/watch?v=KvrljNEOIqw&feature=youtu.be>.

SUCCESS IN THE CLASSROOM

- Five UT players claimed a spot on the Fall 2016 Big 12 Commissioner's Honor Roll (minimum 3.0 GPA): **Jarrett Allen, James Banks, Mareik Isom, Ryan McClurg** and **Joe Schwartz**.
- Five Texas players earned a spot on the 2016 Academic All-Big 12 Men's Basketball Team. Prince Ibeh and Danny Newsome were named to the First Team, while Demarcus Holland, Connor Lammert and Isaiah Taylor were selected to the Second Team. **UT's five total selections were the most in the league.**
- Texas Basketball has received public recognition awards for its multi-year NCAA Division I Academic Progress Rate (APR) in EACH of the last SEVEN years (2010-16). The awards are given each spring to teams scoring in the top 10 percent of all squads in their respective sport. UT has earned a perfect 1,000 score in EACH of the last SEVEN multi-year APR reports. In addition, Men's Basketball has posted perfect 1,000 APR single-year scores in EVERY season dating back to 2005-06 (10 consecutive years).

IMPRESSIVE THREE-POINT STREAK

- The last time Texas did NOT convert a 3-pointer in a contest came on Dec. 18, 1990, in an 87-84 overtime victory at UC Santa Barbara. The Horns were 0-of-2 from beyond the arc that day.
- **The Longhorns enter Tuesday's contest having hit at least one 3-pointer in 883 consecutive games.**
- In fact, UT has converted at least one 3-pointer in 1,011 of 1,018 games since the 3-pointer was introduced prior to the 1986-87 season.
- The Horns have failed to ATTEMPT at least one 3-pointer just one time in school history (Feb. 24, 1988 at TCU, 69-55 win).

OFF THE COURT WITH THE HORNS

- **Shaquille Cleare's** father, Brian, played basketball at the University of Science and Arts of Oklahoma (Chickasha, Okla.). He wears jersey No. 32 to honor his father, who also wore No. 32 during his collegiate playing days.
- **Eric Davis Jr.'s** father, Eric Sr., played football at Saginaw Valley College (1992-94). His uncle, Tony Davis, played basketball at the University of Minnesota. Eric's mother's name is Merry Christmas.
- **Kerwin Roach Jr.'s** father, Kerwin Sr., played basketball at Texas Southern University. Kerwin won back-to-back 5A state championships in the triple jump for North Shore HS as a junior (2014) and senior (2015). Roach also set a Nike Clyde Littlefield Texas Relays meet record with a jump of 50-8.00 (15.44 meters) in April 2015 on the UT campus.
- **Kendal Yancy's** brother, Terrel Harris, played basketball at Oklahoma State and went on to play professionally with the Miami Heat (2011-13) and New Orleans Hornets.



LONGHORNS IN THE NBA

Longhorns on active rosters as of Oct. 29, 2016.

NAME	TEAM	NBA SEASON
LaMarcus Aldridge	Spurs	11th
D.J. Augustin	Magic	9th
Avery Bradley	Celtics	7th
Kevin Durant	Warriors	10th
Cory Joseph	Raptors	6th
Tristan Thompson	Cavaliers	6th
P.J. Tucker	Suns	6th
Myles Turner	Pacers	2nd

NBA DRAFT

Longhorns selected during the last 11 NBA Drafts.

YEAR	PLAYER	ROUND (OVERALL PICK)	TEAM
2006	LaMarcus Aldridge \$	1 (2)	Bulls
	P.J. Tucker	2 (35)	Raptors
	Daniel Gibson	2 (42)	Cavaliers
2007	Kevin Durant	1 (2)	Sonics/Thunder
2008	D.J. Augustin	1 (9)	Bobcats
2010	Avery Bradley	1 (19)	Celtics
	Damion James %	1 (24)	Hawks
	Dexter Pittman	2 (32)	Heat
2011	Tristan Thompson	1 (4)	Cavaliers
	Jordan Hamilton &	1 (26)	Mavericks
	Cory Joseph	1 (29)	Spurs
2015	Myles Turner	1 (11)	Pacers

\$ - traded to Portland on draft night

% - traded to New Jersey on draft night

& - traded to Denver on draft night

WHERE TO FIND TEXAS BASKETBALL

ON TELEVISION

All 31 regular-season games during the 2016-17 season will be televised nationally.

ON RADIO

All Texas basketball regular-season and postseason games can be heard live on the Longhorn IMG Radio Network, with KTXS (104.9 FM The Horn) in Austin serving as the flagship station. All games can also be heard on **Sirius Ch. 216** and **XM Ch. 202** and online at TexasSports.com. "Voice of the Longhorns" **Craig Way** is in his 16th season in the play-by-play chair, while former UT assistant coach **Eddie Oran** is in his 16th year as color analyst. The Network also carries "Longhorn Weekly," a weekly (7-8 p.m.) one-hour radio show featuring **Shaka Smart**. The show is broadcast live at Plucker's Restaurant in West Campus and hosted by Way. Please check www.TexasSports.com for show dates.

LONGHORN IMG RADIO NETWORK (2016-17 RADIO AFFILIATES)

City	Call Letters	Frequency
Abilene	KZQQ	1560 AM
Austin (flagship)	KTXS	104.9 FM
Austin	KLGO	98.5 FM
Austin	KOKE	99.3 FM
Austin	KTAE	1490 AM
Carthage	KGAS	1590 AM
Carthage	KGAS	104.3 FM
Dallas	KWRD	100.7 FM
Henderson	KWRD	1470 AM
Houston	KBME	760 AM
Marshall	KMHT	1450 AM
Orange	KOGT	1600 AM
Paris	KFYN	1420 AM
Paris	KFYN	104.3 FM
San Angelo	KKSA	1260 AM
San Antonio	KTKR	760 AM
Temple	KTEM	1400 AM

• *Texas Men's Basketball broadcasts are also available on XM Satellite Radio, Ch. 202.*

ON THE INTERNET

Up-to-date information on the Texas Basketball team is available 24 hours a day on the internet at the official UT Athletics web site: www.TexasSports.com.

FOLLOW TEXAS ON TWITTER

Fans can stay up-to-date with their favorite men's collegiate basketball team by following **@TexasMBB** on Twitter. Whether it's an inside look at the UT program or behind-the-scenes pictures, fans have more access to their favorite team than ever before.

MEDIA INFORMATION & POLICIES

GENERAL POLICY

All interview requests with any UT basketball staff member or player must be arranged through Basketball SID **Scott McConnell**. For telephone interviews with a Texas player or coach, please contact McConnell at least 24 hours in advance of the requested interview. For in-person, feature-type requests, we will attempt to schedule interviews with the student-athletes during the middle of the day (around class and practice schedules).

PRACTICE COVERAGE

All practices are closed to the media and general public unless otherwise announced. No interviews are permitted during practice sessions. Camera persons (both still and video) are not allowed to shoot any portion of practice.

AVAILABILITY WITH SHAKA SMART

Coach Shaka Smart will usually hold a formal media briefing one time per week. Please check with McConnell to verify times and locations for Smart's availability.

AVAILABILITY WITH TEXAS PLAYERS

Texas players are available by request for a 20-to-30-minute period one time per week. Please check with McConnell to verify times and locations for player availability.

BIG 12 CONFERENCE CALL

The Big 12 Conference men's basketball coaches will participate in a weekly media-only teleconference during the 2016-17 season. There will be one call in December with a weekly call beginning in January. There will also be a special postseason conference call for all teams advancing to postseason play. **UT coach Shaka Smart's slot begins at 9:52 a.m. Central**. The call can also be heard live and on replay via the internet at www.big12sports.com.

CREDENTIALS

Texas home game credentials are issued on a game-by-game basis. Please make your requests to Scott McConnell via e-mail (sm@utexas.edu).

PHOTOGRAPHY

Action shots of UT student-athletes and coaches can be requested through the UT Athletics Photography Department via phone (512/471-6573) or e-mail (photo@athletics.utexas.edu).

2016-17 NUMERICAL ROSTER

No.	Name	Pos.	Ht.	Wt.	Cl-Exp.	Hometown (High School/Previous School)
0	Tevin Mack	G/F	6-7	220	So.-1L	Columbia, S.C. (Dreher HS)
1	Andrew Jones	G	6-4	190	Fr.-HS	Irving, Texas (MacArthur HS)
2	Isaiah Hobbs	G	6-3	185	Jr.-TR	Palm Beach, Fla. (Lake Worth Christian HS/ Howard College)
3	Jacob Young	G	6-2	185	Fr.-HS	Houston, Texas (Yates HS)
4	James Banks	C	6-10	240	Fr.-HS	Decatur, Ga. (La Lumiere School [Ind.])
5	Kendal Yancy	G	6-3	210	Sr.-3L	Richardson, Texas (Berkner HS)
10	Eric Davis Jr.	G	6-3	195	So.-1L	Saginaw, Mich. (Arthur Hill HS)
12	Kerwin Roach Jr.	G	6-4	175	So.-1L	Houston, Texas (North Shore HS)
14	Mareik Isom	F	6-9	217	Sr.-TR	Austin, Texas (Bowie HS/ Arkansas-Little Rock)
21	Dylan Osetkowski*	F	6-9	250	Jr.-TR	San Diego, Calif. (JSerra Catholic HS/ Tulane)
25	Joe Schwartz	G	6-2	185	Jr.-2L	Waco, Texas (Vanguard College Prep)
30	Ryan McClurg	F	6-6	230	Sr.-2L	Katy, Texas (Seven Lakes HS)
31	Jarrett Allen	F	6-11	235	Fr.-HS	Round Rock, Texas (St. Stephen's Episcopal School)
32	Shaquille Cleare	F	6-8	275	Sr.-1L	Andros, Bahamas (The Village School [Texas]/ Maryland)

COACHING STAFF

Head Coach: Shaka Smart
Assistant Coaches: David Cason, Darrin Horn, Jai Lucas

SUPPORT STAFF

Director of Program Development: Mike Morrell
Director of Basketball Operations: Cody Hatt
Special Assistant to the Head Coach: Denny Kuiper
Special Assistant, Video Coordinator: David Harris
Basketball Strength & Conditioning Coach: Daniel Roose
Assistant Basketball Strength & Conditioning Coach: Sean Brown
Graduate Assistants: Ike Azotam, R.J. Evans, Simon McCormack, Mike Venezia
Athletic Trainer: Laef Morris
Athletic Equipment Manager: Rob Lazare
Executive Assistant: Leslie Parks
Administrative Assistant: Shalika Shetty

PRONUNCIATION GUIDE

JARRETT Allen	JAIR-ehT
David CASON	KAY-sahn
Shaquille CLEARE	CLAIR
Dreher HS	DREAR
MAREIK ISOM	muh-REAK EYE-sum
JAI Lucas	JAY
Denny KUIPER	KYE-per
Mike MORRELL	more-ELLE
Dylan OSETKOWSKI	oh-set-COW-skee

BREAKDOWN BY CLASS

Seniors: 4 (Cleare, Isom, McClurg, Yancy)
Juniors: 3 (Hobbs, Osetkowski, Schwartz)
Sophomores: 3 (Davis Jr., Mack, Roach Jr.)
Freshmen: 4 (Allen, Banks, Jones, Young)

QUICK FACTS

Season of Basketball	111th
All-Time Record (Pct.)	1,748-1,050 (.625)
All-Time Big 12 Record (Pct.)	217-125 (.635)
Lettermen Returning/Lost	7/8
Starters Returning/Lost	0/5
Newcomers	7

POSTSEASON

NCAA Appearances (Record)	33 (35-36)
NIT Appearances (Record)	4 (6-3)
Big 12 Regular Season Titles	3
Southwest Conference Titles	22

UNIVERSITY OF TEXAS

Location	Austin, Texas
Enrollment	51,334 (40,170 undergraduate)
President	Gregory L. Fenves
Men's Athletics Director	Mike Perrin
Founded	1883
Nickname	Longhorns
Colors	Burnt Orange & White (Pantone 159)
Affiliation	NCAA Division I
NCAA Faculty Rep.	Dr. Michael Clement
Conference	Big 12
Home Arena	Frank Erwin Center
Capacity	16,540

MEDIA RELATIONS INFO

Office Phone: 512-471-6036

Scott McConnell (Basketball SID)

Asst. AD/Media Relations
Office: 512-471-1345 Cell: 512-748-9313
sm@utexas.edu

David Wiechmann (Secondary MBB contact)

Asst. Media Relations Director
Office: 512-471-6062 Cell: 936-234-2711
dwiech@utexas.edu

2016-17 Season Results

*Big 12 Conference game; LHN = Longhorn Network

OVERALL RECORD: 10-15 (HOME: 10-4, AWAY: 0-8, NEUTRAL: 0-3) • BIG 12 RECORD: 4-8 (HOME: 4-2, AWAY: 0-6)

DATE	Rk.	OPPONENT (TV)	W/L	SCORE	Record (Big12)	ATTEND	HIGH POINTS	HIGH REBOUNDS
------	-----	---------------	-----	-------	----------------	--------	-------------	---------------

Nov. 11	21/22	Incarnate Word (LHN)	W	78-73	1-0	10,922	19 - Yancy	12 - Allen
---------	-------	----------------------	---	-------	-----	--------	------------	------------

Legends Classic Regional Round (Austin, Texas)

Nov. 14	23/21	Louisiana Monroe (LHN)	W	80-59	2-0	8,953	14 - Mack	7 - Davis Jr.
---------	-------	------------------------	---	-------	-----	-------	-----------	---------------

Nov. 17	23/21	Eastern Washington (LHN)	W	85-52	3-0	9,072	19 - Mack	9 - Allen
---------	-------	--------------------------	---	-------	-----	-------	-----------	-----------

Legends Classic Championship Round (Brooklyn, N.Y.)

Nov. 21	22/21	vs. Northwestern (ESPN3/LHN)	L	58-77	3-1	6,780	18 - Mack	5 - Allen, Cleare, Roach Jr.
---------	-------	------------------------------	---	-------	-----	-------	-----------	------------------------------

Nov. 22	22/21	vs. Colorado (ESPN2)	L	54-68	3-2	5,711	16 - Roach Jr.	7 - Cleare
---------	-------	----------------------	---	-------	-----	-------	----------------	------------

Nov. 29		UT Arlington (LHN)	L	61-72	3-3	9,812	19 - Mack	12 - Allen
---------	--	--------------------	---	-------	-----	-------	-----------	------------

Dec. 2		Alabama (ESPN2)	W	77-68	4-3	10,268	16 - Roach Jr.	7 - Jones, Mack
--------	--	-----------------	---	-------	-----	--------	----------------	-----------------

Dec. 6		@ Michigan (ESPN2)	L	50-53	4-4	10,613	18 - Mack	5 - Mack, Roach, Jr.
--------	--	--------------------	---	-------	-----	--------	-----------	----------------------

Dec. 10		Long Beach State (ESPN2)	W	71-65	5-4	10,173	18 - Mack	8 - Cleare
---------	--	--------------------------	---	-------	-----	--------	-----------	------------

Lone Star Shootout (Houston, Texas)

Dec. 17		vs. Arkansas (ESPN2)	L	74-77	5-5	8,777	20 - Mack	12 - Mack
---------	--	----------------------	---	-------	-----	-------	-----------	-----------

Dec. 21		UAB (LHN)	W	96-60	6-5	9,106	18 - Mack	6 - Allen, Cleare
---------	--	-----------	---	-------	-----	-------	-----------	-------------------

Dec. 27		Kent State (ESPN2)	L	58-63	6-6	10,658	17 - Allen	10 - Allen
---------	--	--------------------	---	-------	-----	--------	------------	------------

Dec. 30		@ Kansas State* (ESPNEWS)	L	62-65	6-7 (0-1)	12,528	14 - Allen	13 - Allen
---------	--	---------------------------	---	-------	-----------	--------	------------	------------

Jan. 4		Oklahoma State* (LHN)	W	82-79	7-7 (1-1)	9,753	27 - Mack	11 - Allen
--------	--	-----------------------	---	-------	-----------	-------	-----------	------------

Jan. 7		@ Iowa State* (ESPN2)	L	70-79	7-8 (1-2)	14,384	21 - Roach Jr.	7 - Allen, Cleare, Jones
--------	--	-----------------------	---	-------	-----------	--------	----------------	--------------------------

Jan. 11		TCU* (LHN)	L	61-64	7-9 (1-3)	9,661	18 - Allen	9 - Allen, Mack
---------	--	------------	---	-------	-----------	-------	------------	-----------------

Jan. 14		#10/9 West Virginia* (ESPN2)	L	72-74	7-10 (1-4)	10,751	19 - Allen	7 - Allen
---------	--	------------------------------	---	-------	------------	--------	------------	-----------

Jan. 17		@ #6/6 Baylor* (ESPN2)	L	64-74	7-11 (1-5)	7,604	17 - Allen	10 - Allen
---------	--	------------------------	---	-------	------------	-------	------------	------------

Jan. 21		@ # 2/1 Kansas* (CBS)	L	67-79	7-12 (1-6)	16,300	22 - Allen	19 - Allen
---------	--	-----------------------	---	-------	------------	--------	------------	------------

Jan. 23		Oklahoma* (ESPN)	W	84-83	8-12 (2-6)	10,898	23 - Cleare	12 - Allen
---------	--	------------------	---	-------	------------	--------	-------------	------------

SEC / Big 12 Challenge (Athens, Ga.)

Jan. 28		@ Georgia (ESPN)	L	57-59	8-13 (2-6)	10,029	16 - Jones	7 - Roach Jr.
---------	--	------------------	---	-------	------------	--------	------------	---------------

Feb. 1		Texas Tech* (ESPN2)	W	62-58	9-13 (3-6)	10,644	19 - Allen	8 - Allen
--------	--	---------------------	---	-------	------------	--------	------------	-----------

Feb. 4		@ TCU* (ESPNEWS)	L	63-78	9-14 (3-7)	6,507	22 - Allen	9 - Allen
--------	--	------------------	---	-------	------------	-------	------------	-----------

Feb. 7		Iowa State* (ESPN2)	W	67-65	10-14 (4-7)	10,048	17 - Allen	9 - Allen, Jones
--------	--	---------------------	---	-------	-------------	--------	------------	------------------

Feb. 11		@ Oklahoma State* (ESPN2)	L	71-84	10-15 (4-8)	8,592	18 - Allen	10 - Allen
---------	--	---------------------------	---	-------	-------------	-------	------------	------------

Feb. 14		@ Oklahoma* (ESPN2)
---------	--	---------------------

Feb. 18		Kansas State* (LHN)
---------	--	---------------------

Feb. 20		@ West Virginia* (ESPN)
---------	--	-------------------------

Feb. 25		Kansas* (ESPN or ESPN2)
---------	--	-------------------------

March 1		@ Texas Tech* (ESPN2)
---------	--	-----------------------

March 4		Baylor* (ESPN or ESPN2)
---------	--	-------------------------

2017 Phillips 66 Big 12 Championship (Kansas City, Mo.)

March 8-11		TBD
------------	--	-----

2016-17 ATTENDANCE FIGURES

SITE	GAMES	TOTAL	AVERAGE
HOME	14	140,719	10,051
AWAY	8	86,557	10,820
NEUTRAL	3	21,268	7,089
TOTAL	25	248,544	9,942

2016-17 TEXAS WIN/LOSS MARGIN

	1	2	3	4	5	6	7	8	9	10	11	12	13	14	15	16	17	18	19	20+
Wins (10)	1	1	1	1	1	1			1											3
Losses (15)		2	4		1				1	1	1	1	1	1	1				1	

2016-17 Texas Basketball
Texas Combined Team Statistics (as of Feb 11, 2017)
All games

RECORD:	OVERALL	HOME	AWAY	NEUTRAL
ALL GAMES	10-15	10-4	0-8	0-3
CONFERENCE	4-8	4-2	0-6	0-0
NON-CONFERENCE	6-7	6-2	0-2	0-3

##	Player	gp-gs	min	avg	Total		3-Point		F-Throw		Rebounds				pf	dq	a	to	blk	stl	pts	avg
					fg-fga	fg%	3fg-fga	3fg%	ft-fa	ft%	off	def	tot	avg								
00	Mack, Tevin	15-10	470	31.3	79-172	.459	34-87	.391	30-51	.588	21	51	72	4.8	24	0	12	21	8	7	222	14.8
31	Allen, Jarrett	25-25	776	31.0	134-232	.578	0-6	.000	59-105	.562	77	135	212	8.5	54	1	20	70	37	12	327	13.1
01	Jones, Andrew	25-16	656	26.2	90-204	.441	33-98	.337	71-94	.755	8	95	103	4.1	54	1	86	62	7	33	284	11.4
12	Roach Jr., Kerwin	24-23	718	29.9	82-200	.410	16-53	.302	62-101	.614	17	84	101	4.2	79	2	88	59	6	37	242	10.1
32	Cleare, Shaquille	25-25	545	21.8	87-167	.521	0-1	.000	38-53	.717	40	80	120	4.8	62	3	14	33	14	7	212	8.5
10	Davis Jr., Eric	25-15	699	28.0	69-196	.352	31-117	.265	30-44	.682	7	61	68	2.7	51	0	33	29	2	19	199	8.0
05	Yancy, Kendal	21-6	354	16.9	36-82	.439	10-33	.303	22-31	.710	20	24	44	2.1	31	1	8	17	3	12	104	5.0
03	Young, Jacob	25-5	434	17.4	29-112	.259	17-84	.202	11-14	.786	2	19	21	0.8	38	0	24	25	1	6	86	3.4
04	Banks, James	24-0	307	12.8	16-44	.364	0-0	.000	8-13	.615	21	41	62	2.6	46	1	5	23	30	8	40	1.7
14	Isom, Mareik	7-0	21	3.0	2-4	.500	2-4	.500	0-1	.000	0	3	3	0.4	2	0	0	1	1	0	6	0.9
30	McClurg, Ryan	4-0	15	3.8	0-0	.000	0-0	.000	2-2	1.000	0	0	0	0.0	4	0	0	1	0	0	2	0.5
02	Hobbs, Isaiah	2-0	4	2.0	0-0	.000	0-0	.000	0-0	.000	0	0	0	0.0	1	0	1	1	0	0	0	0.0
25	Schwartz, Joe	1-0	1	1.0	0-0	.000	0-0	.000	0-0	.000	0	0	0	0.0	0	0	0	0	0	0	0	0.0
Team											35	41	76					4				
Total.....		25	5000		624-1413	.442	143-483	.296	333-509	.654	248	634	882	35.3	446	9	291	346	109	141	1724	69.0
Opponents.....		25	5000		625-1487	.420	165-526	.314	313-437	.716	279	616	895	35.8	471	9	293	323	84	167	1728	69.1

TEAM STATISTICS	UT	OPP
SCORING	1724	1728
Points per game	69.0	69.1
Scoring margin	-0.2	-
FIELD GOALS-ATT	624-1413	625-1487
Field goal pct	.442	.420
3 POINT FG-ATT	143-483	165-526
3-point FG pct	.296	.314
3-pt FG made per game	5.7	6.6
FREE THROWS-ATT	333-509	313-437
Free throw pct	.654	.716
F-Throws made per game	13.3	12.5
REBOUNDS	882	895
Rebounds per game	35.3	35.8
Rebounding margin	-0.5	-
ASSISTS	291	293
Assists per game	11.6	11.7
TURNOVERS	346	323
Turnovers per game	13.8	12.9
Turnover margin	-0.9	-
Assist/turnover ratio	0.8	0.9
STEALS	141	167
Steals per game	5.6	6.7
BLOCKS	109	84
Blocks per game	4.4	3.4
ATTENDANCE	140719	107825
Home games-Avg/Game	14-10051	8-10820
Neutral site-Avg/Game	-	3-7089

Score by Periods	1st	2nd	Totals
Texas	821	903	1724
Opponents	825	903	1728

Date	Opponent		Score	Att.
11/11/16	INCARNATE WORD	w	78-73	10922
(11/14/16	LOUISIANA MONROE	w	80-59	8953
) 11/17/16	EASTERN WASHINGTON	w	85-52	9072
) 11/21/16	vs Northwestern	L	58-77	6780
) 11/22/16	vs Colorado	L	54-68	5711
11/29/16	UT ARLINGTON	L	61-72	9812
12/02/16	ALABAMA	w	77-68	10268
12/06/16	at Michigan	L	50-53	10613
12/10/16	LONG BEACH STATE	w	71-65	10173
@ 12/17/16	vs Arkansas	L	74-77	8777
12/21/16	ALABAMA BIRMINGHAM	w	96-60	9106
12/27/16	KENT STATE	L	58-63	10658
* 12/30/16	at Kansas State	L	62-65	12528
* 01/04/17	OKLAHOMA STATE	w	82-79	9753
* 01-07-17	at Iowa State	L	70-79	14384
* 01/11/17	TCU	L	61-64	9661
* 01/14/17	WEST VIRGINIA	L	72-74	10751
* 01/17/17	at Baylor	L	64-74	7604
* 01/21/17	at Kansas	L	67-79	16300
* 01/23/17	OKLAHOMA	w	84-83	10898
~ 01/28/17	at Georgia	L	57-59	10029
* 02/01/17	TEXAS TECH	w	62-58	10644
* 02/04/17	at TCU	L	63-78	6507
* 02/07/17	IOWA STATE	w	67-65	10048
* 02/11/17	at Oklahoma State	L	71-84	8592

* = Big 12 Conference game

(= Legends Classic (Austin, TX)

) = Legends Classic Championship Rounds (New York, N.Y.)

@ = Lone Star Shootout (Houston, TX)

~ = SEC/Big 12 Challenge (Athens, Ga.)

2016-17 Texas Basketball
Texas Combined Team Statistics (as of Feb 11, 2017)
Conference games

RECORD:	OVERALL	HOME	AWAY	NEUTRAL
ALL GAMES	4-8	4-2	0-6	0-0
CONFERENCE	4-8	4-2	0-6	0-0
NON-CONFERENCE	0-0	0-0	0-0	0-0

#	Player	gp-gs	min	avg	Total		3-Point		F-Throw		Rebounds								a	to	blk	stl	pts	avg
					fg-fga	fg%	3fg-fga	3fg%	ft-fa	ft%	off	def	tot	avg	pf	dq								
31	Allen, Jarrett	12-12	408	34.0	79-132	.598	0-3	.000	37-59	.627	42	82	124	10.3	25	0	7	40	20	7	195	16.3		
00	Mack, Tevin	4-4	145	36.2	23-49	.469	8-23	.348	6-9	.667	4	17	21	5.3	8	0	3	6	4	1	60	15.0		
01	Jones, Andrew	12-8	370	30.8	49-117	.419	20-57	.351	35-46	.761	4	48	52	4.3	26	1	48	29	3	16	153	12.8		
32	Cleare, Shaquille	12-12	283	23.6	52-100	.520	0-1	.000	20-29	.690	21	37	58	4.8	28	1	6	19	6	2	124	10.3		
12	Roach Jr., Kerwin	12-12	392	32.7	36-94	.383	9-27	.333	30-55	.545	9	46	55	4.6	43	1	54	34	2	20	111	9.3		
10	Davis Jr., Eric	12-8	365	30.4	37-87	.425	18-55	.327	13-19	.684	1	24	25	2.1	32	0	12	18	1	9	105	8.8		
05	Yancy, Kendal	8-0	108	13.5	10-25	.400	3-11	.273	1-3	.333	8	6	14	1.8	16	1	2	6	0	3	24	3.0		
03	Young, Jacob	12-4	196	16.3	9-47	.191	5-33	.152	7-8	.875	1	7	8	0.7	20	0	11	15	1	4	30	2.5		
04	Banks, James	12-0	112	9.3	6-16	.375	0-0	.000	5-8	.625	10	13	23	1.9	24	1	0	13	7	2	17	1.4		
14	Isom, Mareik	7-0	21	3.0	2-4	.500	2-4	.500	0-1	.000	0	3	3	0.4	2	0	0	1	1	0	6	0.9		
Team											15	16	31				2							
Total.....		12	2400		303-671	.452	65-214	.304	154-237	.650	115	299	414	34.5	224	5	143	183	45	64	825	68.8		
Opponents.....		12	2400		317-711	.446	86-253	.340	162-234	.692	124	288	412	34.3	218	2	157	150	39	91	882	73.5		

TEAM STATISTICS	UT	OPP
SCORING	825	882
Points per game	68.8	73.5
Scoring margin	-4.7	-
FIELD GOALS-ATT	303-671	317-711
Field goal pct	.452	.446
3 POINT FG-ATT	65-214	86-253
3-point FG pct	.304	.340
3-pt FG made per game	5.4	7.2
FREE THROWS-ATT	154-237	162-234
Free throw pct	.650	.692
F-Throws made per game	12.8	13.5
REBOUNDS	414	412
Rebounds per game	34.5	34.3
Rebounding margin	+0.2	-
ASSISTS	143	157
Assists per game	11.9	13.1
TURNOVERS	183	150
Turnovers per game	15.3	12.5
Turnover margin	-2.7	-
Assist/turnover ratio	0.8	1.0
STEALS	64	91
Steals per game	5.3	7.6
BLOCKS	45	39
Blocks per game	3.8	3.3
ATTENDANCE	61755	65915
Home games-Avg/Game	6-10292	6-10986
Neutral site-Avg/Game	-	0-0

Date	Opponent	Score	Att.
* 12/30/16	at Kansas State	L 62-65	12528
* 01/04/17	OKLAHOMA STATE	W 82-79	9753
* 01-07-17	at Iowa State	L 70-79	14384
* 01/11/17	TCU	L 61-64	9661
* 01/14/17	WEST VIRGINIA	L 72-74	10751
* 01/17/17	at Baylor	L 64-74	7604
* 01/21/17	at Kansas	L 67-79	16300
* 01/23/17	OKLAHOMA	W 84-83	10898
* 02/01/17	TEXAS TECH	W 62-58	10644
* 02/04/17	at TCU	L 63-78	6507
* 02/07/17	IOWA STATE	W 67-65	10048
* 02/11/17	at Oklahoma State	L 71-84	8592

* = Big 12 Conference game
(= Legends Classic (Austin, TX)
) = Legends Classic Championship Rounds (New York, N.Y.)
@ = Lone Star Shootout (Houston, TX)
~ = SEC/Big 12 Challenge (Athens, Ga.)

Score by Periods	1st	2nd	Totals
Texas	403	422	825
Opponents	437	445	882

2016-17 Texas Basketball
Texas Combined Team Statistics (as of Feb 11, 2017)
post-Mack susp

RECORD:	OVERALL	HOME	AWAY	NEUTRAL
ALL GAMES	3-6	3-1	0-5	0-0
CONFERENCE	3-5	3-1	0-4	0-0
NON-CONFERENCE	0-1	0-0	0-1	0-0

#	Player	gp-gs	min	avg	Total		3-Point		F-Throw		Rebounds								pts	avg		
					fg-fga	fg%	3fg-fga	3fg%	ft-fa	ft%	off	def	tot	avg	pf	dq	a	to			blk	stl
31	Allen, Jarrett	9-9	301	33.4	60-100	.600	0-3	.000	28-49	.571	33	56	89	9.9	20	0	4	26	13	6	148	16.4
01	Jones, Andrew	9-4	291	32.3	42-98	.429	17-49	.347	29-36	.806	4	38	42	4.7	18	1	45	26	2	14	130	14.4
32	Cleare, Shaquille	9-9	230	25.6	44-79	.557	0-1	.000	12-23	.522	14	24	38	4.2	25	2	4	13	6	3	100	11.1
10	Davis Jr., Eric	9-9	300	33.3	30-72	.417	16-48	.333	11-16	.688	0	20	20	2.2	25	0	9	14	1	7	87	9.7
12	Roach Jr., Kerwin	9-9	290	32.2	24-72	.333	5-23	.217	19-36	.528	9	39	48	5.3	31	0	38	25	0	15	72	8.0
05	Yancy, Kendal	8-0	113	14.1	10-25	.400	3-12	.250	1-3	.333	9	5	14	1.8	16	1	2	6	0	2	24	3.0
03	Young, Jacob	9-5	148	16.4	6-37	.162	4-27	.148	6-7	.857	0	5	5	0.6	10	0	6	10	1	3	22	2.4
04	Banks, James	9-0	106	11.8	6-14	.429	0-0	.000	6-7	.857	8	15	23	2.6	21	1	0	11	5	2	18	2.0
14	Isom, Mareik	7-0	21	3.0	2-4	.500	2-4	.500	0-1	.000	0	3	3	0.4	2	0	0	1	1	0	6	0.9
Team											11	11	22				1					
Total.....		9	1800		224-501	.447	47-167	.281	112-178	.629	88	216	304	33.8	168	5	108	133	29	52	607	67.4
Opponents.....		9	1800		236-529	.446	59-172	.343	123-178	.691	98	218	316	35.1	166	1	107	111	26	63	654	72.7

TEAM STATISTICS	UT	OPP	Date	Opponent	Score	Att.
SCORING	607	654	*	01/14/17	WEST VIRGINIA	L 72-74 10751
Points per game	67.4	72.7	*	01/17/17	at Baylor	L 64-74 7604
Scoring margin	-5.2	-	*	01/21/17	at Kansas	L 67-79 16300
FIELD GOALS-ATT	224-501	236-529	*	01/23/17	OKLAHOMA	w 84-83 10898
Field goal pct	.447	.446	~	01/28/17	at Georgia	L 57-59 10029
3 POINT FG-ATT	47-167	59-172	*	02/01/17	TEXAS TECH	w 62-58 10644
3-point FG pct	.281	.343	*	02/04/17	at TCU	L 63-78 6507
3-pt FG made per game	5.2	6.6	*	02/07/17	IOWA STATE	w 67-65 10048
FREE THROWS-ATT	112-178	123-178	*	02/11/17	at Oklahoma State	L 71-84 8592
Free throw pct	.629	.691				
F-Throws made per game	12.4	13.7				
REBOUNDS	304	316				
Rebounds per game	33.8	35.1				
Rebounding margin	-1.3	-				
ASSISTS	108	107				
Assists per game	12.0	11.9				
TURNOVERS	133	111				
Turnovers per game	14.8	12.3				
Turnover margin	-2.4	-				
Assist/turnover ratio	0.8	1.0				
STEALS	52	63				
Steals per game	5.8	7.0				
BLOCKS	29	26				
Blocks per game	3.2	2.9				
ATTENDANCE	42341	49032				
Home games-Avg/Game	4-10585	5-9806				
Neutral site-Avg/Game	-	0-0				

* = Big 12 Conference game
(= Legends Classic (Austin, TX)
) = Legends Classic Championship Rounds (New York, N.Y.)
@ = Lone Star Shootout (Houston, TX)
~ = SEC/Big 12 Challenge (Athens, Ga.)

Score by Periods	1st	2nd	Totals
Texas	302	305	607
Opponents	311	343	654

2016-17 Game-by-Game Team Stats

	W/L	FG-FGA	Pct	3pt-A	Pct.	FT-FTA	Pct.	OR	DR	Tot	PF	A	TO	BLK	Stl	1H	2H	OT	Pts
TEXAS	W	27-58	46.6	3-18	16.7	21-30	70.0	4	38	42	24	10	15	8	5	44	34	--	78
Incarinate Word		24-70	34.3	6-23	26.1	19-26	73.1	12	27	39	28	9	11	2	7	31	42	--	73
TEXAS	W	30-60	50.0	7-22	31.8	13-21	61.9	9	32	41	11	13	5	5	5	37	43	--	80
Louisiana Monroe		21-69	30.4	8-34	23.5	9-11	81.8	17	26	43	16	11	9	1	3	28	31	--	59
TEXAS	W	28-62	45.2	11-29	37.9	18-25	72.0	12	32	44	13	17	11	6	6	39	46	--	85
Eastern Washington		22-61	36.1	3-21	14.3	5-6	83.3	8	23	31	23	6	16	3	3	24	28	--	52
TEXAS	L	19-51	37.3	7-21	33.3	13-27	48.1	10	21	31	18	7	14	5	4	26	32	--	58
vs. Northwestern		27-56	48.2	10-24	41.7	13-16	81.3	10	30	40	24	14	11	4	5	34	43	--	77
TEXAS	L	21-57	36.8	3-17	17.6	9-12	75.0	12	20	32	11	4	11	5	5	24	30	--	54
vs. Colorado		29-65	44.6	6-14	42.9	4-5	80.0	17	24	41	15	7	13	5	7	33	35	--	68
TEXAS	L	24-61	39.3	3-23	13.0	10-18	55.6	14	21	35	18	12	16	6	10	27	34	--	61
UT Arlington		27-58	46.6	7-26	26.9	11-18	61.1	14	27	41	17	12	16	3	9	30	42	--	72
TEXAS	W	25-53	47.2	5-14	35.7	22-30	73.3	12	23	35	18	10	12	2	2	26	51	--	77
Alabama		24-53	45.3	10-26	38.5	10-18	55.6	7	20	27	24	12	12	6	3	38	30	--	68
TEXAS	L	20-52	38.5	5-16	31.3	5-6	83.3	7	24	31	15	11	14	4	6	28	22	--	50
at Michigan		20-48	41.7	6-19	31.6	7-11	63.6	5	23	28	9	12	12	3	8	31	22	--	53
TEXAS	W	23-53	43.4	9-25	36.0	16-22	72.7	10	24	34	15	13	9	6	4	28	43	--	71
Long Beach State		24-63	38.1	11-27	40.7	6-7	85.7	15	26	41	19	12	12	3	4	34	31	--	65
TEXAS	L	25-62	40.3	5-17	29.4	19-32	59.4	17	28	45	23	13	12	7	5	35	39	--	74
vs. Arkansas		22-62	35.5	4-16	25.0	29-31	93.5	13	28	41	24	10	10	8	6	30	47	--	77
TEXAS	W	36-67	53.7	12-29	41.4	12-12	100.0	10	24	34	17	21	12	2	11	43	53	--	96
UAB		22-53	41.5	3-14	21.4	13-19	68.4	8	20	28	13	10	18	3	6	27	33	--	60
TEXAS	L	21-58	36.2	2-18	11.1	14-24	58.3	11	23	34	19	7	18	6	10	29	29	--	58
Kent State		26-69	37.7	3-17	17.6	8-13	61.5	22	31	53	23	10	21	2	8	25	38	--	63
TEXAS	L	25-54	46.3	5-18	27.8	7-12	58.3	10	26	36	26	12	17	4	5	29	33	--	62
@ Kansas State		17-47	36.2	5-20	25.0	26-33	78.8	8	21	29	16	14	12	4	12	32	33	--	65
TEXAS	W	25-57	43.9	7-19	36.8	25-33	75.8	10	27	37	21	11	11	6	4	37	45	--	82
Oklahoma State		26-61	42.6	8-25	32.0	19-23	82.6	9	23	32	28	12	11	2	4	39	40	--	79
TEXAS	L	27-51	52.9	8-16	50.0	8-16	50.0	7	28	35	14	12	19	6	2	31	39	--	70
@ Iowa State		32-65	49.2	10-24	41.7	5-12	41.7	9	20	29	11	19	11	2	12	40	39	--	79
TEXAS	L	24-56	42.9	4-14	28.6	9-11	81.8	5	27	32	15	10	17	2	5	36	25	--	61
TCU		26-58	44.8	6-24	25.0	6-10	60.0	7	29	36	15	16	17	7	7	38	26	--	64
TEXAS	L	23-48	47.9	8-22	36.4	18-23	78.3	6	22	28	23	12	19	4	4	34	38	--	72
West Virginia		24-52	46.2	4-18	22.2	22-32	68.8	10	19	29	21	6	15	3	8	39	35	--	74
TEXAS	L	22-53	41.5	2-19	10.5	18-22	81.8	7	22	29	22	11	14	3	6	31	33	--	64
@ Baylor		29-65	44.6	4-17	23.5	12-18	66.7	17	24	41	22	13	12	4	5	38	36	--	74
TEXAS	L	25-59	42.4	6-16	37.5	11-17	64.7	11	22	33	16	9	19	7	7	33	34	--	67
@ Kansas		28-60	46.7	11-23	47.8	12-17	70.6	12	28	40	16	16	16	2	14	41	38	--	79
TEXAS	W	28-65	43.1	10-23	43.5	18-30	60.0	14	29	43	25	13	15	3	7	41	43	--	84
Oklahoma		27-62	43.5	5-16	31.3	24-33	72.7	8	25	33	24	3	12	3	6	39	44	--	83
TEXAS	L	22-48	45.8	6-20	30.0	7-13	53.8	5	25	30	20	10	14	2	4	32	25	--	57
@ Georgia		20-49	40.8	2-12	16.7	17-22	77.3	7	23	30	18	11	12	2	7	23	36	--	59
TEXAS	W	24-52	46.2	6-17	35.3	8-17	47.1	8	27	35	21	11	14	3	5	28	34	--	62
Texas Tech		21-59	35.6	6-21	28.6	10-19	52.6	14	24	38	17	8	13	2	4	26	32	--	58
TEXAS	L	27-58	46.6	2-13	15.4	7-11	63.6	11	18	29	15	17	12	5	8	35	28	--	63
@ TCU		30-58	51.7	8-21	38.1	10-16	62.5	13	23	36	12	20	10	4	8	38	40	--	78
TEXAS	W	24-55	43.6	3-14	21.4	16-27	59.3	12	27	39	14	11	13	1	4	35	32	--	67
Iowa State		23-56	41.1	9-25	36.0	10-13	76.9	5	26	31	20	12	10	4	7	29	36	--	65
TEXAS	L	29-63	46.0	4-23	17.4	9-18	50.0	14	24	38	12	14	13	1	7	33	38	--	71
@ Oklahoma State		34-68	50.0	10-19	52.6	6-8	75.0	12	26	38	16	18	11	2	4	38	46	--	84
TEXAS																			
@ Oklahoma																			
TEXAS																			
Kansas State																			
TEXAS																			
@ West Virginia																			
TEXAS																			
Kansas																			
TEXAS																			
@ Texas Tech																			
TEXAS																			
Baylor																			

2016-17 Specialty Stats & Starting Lineups

SPECIALTY STATS (TEXAS/OPPONENT)

Opponent	Paint	Off TO	2ndCh	FBreak	Bench	Ties/Lead Changes	W/L ,Score	Leads overcome
Incarnate Word	39/26	12/12	6/8	13/6	12/22	2/3	W, 78-73	trailed by 5, 1st - 18:40
Louisiana Monroe	40/18	13/5	11/12	18/2	33/26	1/6	W, 80-59	trailed by 2, 1st - 13:49
Eastern Washington	32/30	16/4	14/4	10/0	42/12	0/0	W, 85-52	
vs. Northwestern	22/32	9/11	6/18	2/7	30/17	1/4	L, 58-77	
vs. Colorado	30/30	16/12	12/18	2/8	7/16	3/1	L, 54-68	
UT Arlington	38/38	17/18	14/13	8/6	30/14	1/1	L, 61-72	
Alabama	38/28	15/7	12/6	7/2	19/33	6/7	W, 77-68	trailed by 12, 1st - 0:03
@ Michigan	22/22	13/15	10/7	4/2	9/12	3/8	L, 50-53	
Long Beach State	26/20	11/7	9/18	4/3	30/20	4/7	W, 71-65	trailed by 12, 2nd - 17:52
vs. Arkansas	32/32	8/12	18/11	11/13	4/30	6/3	L, 74-77	
UAB	42/34	29/8	11/9	17/6	30/30	0/2	W, 96-60	trailed by 1, 1st - 14:15
Kent State	38/38	15/24	15/18	13/14	11/13	3/2	L, 58-63	
@ Kansas State	38/18	11/14	8/3	4/7	12/0	3/5	L, 62-65	
Oklahoma State	36/28	19/19	13/8	16/9	18/16	5/9	W, 82-79	trailed by 7, 2nd - 18:43
@ Iowa State	34/36	9/20	14/9	6/13	3/8	1/9	L, 70-79	
TCU	32/38	15/17	4/7	10/7	11/15	9/13	L, 61-64	
West Virginia	26/30	19/21	11/11	8/8	17/38	9/9	L, 72-74	
@ Baylor	36/42	15/15	8/18	4/3	15/23	1/1	L, 64-74	
@ Kansas	26/28	19/15	12/12	7/14	20/15	0/0	L, 67-79	
Oklahoma	32/34	11/22	7/7	15/12	22/16	8/4	W, 84-83	trailed by 5, 2nd - 0:19
@ Georgia	26/26	14/17	8/0	4/7	21/9	3/8	L, 57-59	
Texas Tech	30/20	12/20	10/10	14/4	6/18	4/8	W, 62-58	trailed by 8, 1st - 6:16
@ TCU	40/40	13/15	11/14	17/16	4/15	2/1	L, 63-78	
Iowa State	36/20	6/9	5/5	8/9	15/11	2/0	W, 67-65	
@ Oklahoma State	44/38	16/19	20/14	17/18	16/19	3/2	L, 71-84	
@ Oklahoma								
Kansas State								
@ West Virginia								
Kansas								
@ Texas Tech								
Baylor								

STARTING LINE-UPS & LINE-UP RECORDS

Opponent	G	G	G/F	F	F
Incarnate Word	Jones	Davis Jr.	Yancy	Allen	Cleare
Louisiana Monroe	Jones	Davis Jr.	Yancy	Allen	Cleare
Eastern Washington	Roach Jr.	Davis Jr.	Yancy	Allen	Cleare
vs. Northwestern	Roach Jr.	Davis Jr.	Yancy	Allen	Cleare
vs. Colorado	Roach Jr.	Davis Jr.	Yancy	Allen	Cleare
UT Arlington	Roach Jr.	Davis Jr.	Yancy	Allen	Cleare
Alabama	Roach Jr.	Jones	Mack	Allen	Cleare
@ Michigan	Roach Jr.	Jones	Mack	Allen	Cleare
Long Beach State	Roach Jr.	Jones	Mack	Allen	Cleare
vs. Arkansas	Roach Jr.	Jones	Mack	Allen	Cleare
UAB	Jones	Roach Jr.	Mack	Allen	Cleare
Kent State	Jones	Roach Jr.	Mack	Allen	Cleare
@ Kansas State	Jones	Roach Jr.	Mack	Allen	Cleare
Oklahoma State	Jones	Roach Jr.	Mack	Allen	Cleare
@ Iowa State	Jones	Roach Jr.	Mack	Allen	Cleare
TCU	Jones	Roach Jr.	Mack	Allen	Cleare
West Virginia	Young	Roach Jr.	Davis Jr.	Allen	Cleare
@ Baylor	Young	Roach Jr.	Davis Jr.	Allen	Cleare
@ Kansas	Young	Roach Jr.	Davis Jr.	Allen	Cleare
Oklahoma	Young	Roach Jr.	Davis Jr.	Allen	Cleare
@ Georgia	Young	Roach Jr.	Davis Jr.	Allen	Cleare
Texas Tech	Jones	Roach Jr.	Davis Jr.	Allen	Cleare
@ TCU	Jones	Roach Jr.	Davis Jr.	Allen	Cleare
Iowa State	Jones	Roach Jr.	Davis Jr.	Allen	Cleare
@ Oklahoma State	Jones	Roach Jr.	Davis Jr.	Allen	Cleare
@ Oklahoma					
Kansas State					
@ West Virginia					
Kansas					
@ Texas Tech					
Baylor					

Starting Line-Up (w-l)

Guard	Guard	Guard	Forward	Forward	Record	Games
Jones	Davis Jr.	Yancy	Allen	Cleare	2-0	1-2
Roach Jr.	Davis Jr.	Yancy	Allen	Cleare	1-3	3-6
Roach Jr.	Jones	Mack	Allen	Cleare	4-6	7-16
Young	Roach Jr.	Davis Jr.	Allen	Cleare	1-4	17-21
Jones	Roach Jr.	Davis Jr.	Allen	Cleare	2-2	22-25

2016-17 Texas' Team Highs & Lows

TEXAS

	HIGH	LOW
POINTS	96, UAB (12/21)	50, at Michigan (12/6)
FIELD GOALS MADE	36, UAB (12/21)	19, vs. Northwestern (11/21)
FIELD GOAL ATTEMPTS	67, UAB (12/21)	48, WEST VIRGINIA (1/14)
		48, at Georgia (1/28)
FIELD GOAL PERCENTAGE	.537 (36-67), UAB (12/21)	.362 (21-58), KENT STATE (12/27)
3 PT FIELD GOALS MADE	12, UAB (12/21)	2, KENT STATE (12/27)
		2, at Baylor (1/17)
		2, at TCU (2/4)
3 PT FG ATTEMPTS	29, EASTERN WASHINGTON (11/17)	13, at TCU (2/4)
	29, UAB (12/21)	
3 PT FG PERCENTAGE	.500 (8-16), at Iowa State (1/7)	.105 (2-19), at Baylor (1/17)
FREE THROWS MADE	25, OKLAHOMA STATE (1/4)	5, at Michigan (12/6)
FREE THROW ATTEMPTS	33, OKLAHOMA STATE (1/4)	6, at Michigan (12/6)
FREE THROW PERCENTAGE	1.000 (12-12), UAB (12/21)	.471 (8-17), TEXAS TECH (2/1)
REBOUNDS	45, vs. Arkansas (12/17)	28, WEST VIRGINIA (1/14)
ASSISTS	21, UAB (12/21)	4, vs. Colorado (11/22)
STEALS	11, UAB (12/21)	2, ALABAMA (12/2)
		2, at Iowa State (1/7)
BLOCKED SHOTS	8, INCARNATE WORD (11/11)	1, IOWA STATE (2/7)
		1, at Oklahoma State (2/11)
TURNOVERS	19, at Iowa State (1/7)	5, LOUISIANA MONROE (11/14)
	19, WEST VIRGINIA (1/14)	
	19, at Kansas (1/21)	
FOULS	26, at Kansas State (12/30)	11, LOUISIANA MONROE (11/14)
		11, vs. Colorado (11/22)

OPPONENT

	HIGH	LOW
POINTS	84, at Oklahoma State (2/11)	52, EASTERN WASHINGTON (11/17)
FIELD GOALS MADE	34, at Oklahoma State (2/11)	17, at Kansas State (12/30)
FIELD GOAL ATTEMPTS	70, INCARNATE WORD (11/11)	47, at Kansas State (12/30)
FIELD GOAL PERCENTAGE	.517 (30-58), at TCU (2/4)	.304 (21-69), LOUISIANA MONROE (11/14)
3 PT FIELD GOALS MADE	11, LONG BEACH STATE (12/10)	2, at Georgia (1/28)
	11, at Kansas (1/21)	
3 PT FG ATTEMPTS	34, LOUISIANA MONROE (11/14)	12, at Georgia (1/28)
3 PT FG PERCENTAGE	.526 (10-19), at Oklahoma State (2/11)	.143 (3-21), EASTERN WASHINGTON (11/17)
FREE THROWS MADE	29, vs. Arkansas (12/17)	4, vs. Colorado (11/22)
FREE THROW ATTEMPTS	33, at Kansas State (12/30)	5, vs. Colorado (11/22)
	33, OKLAHOMA (1/23)	
FREE THROW PERCENTAGE	.935 (29-31), vs. Arkansas (12/17)	.417 (5-12), at Iowa State (1/7)
REBOUNDS	53, KENT STATE (12/27)	27, ALABAMA (12/2)
ASSISTS	20, at TCU (2/4)	3, OKLAHOMA (1/23)
STEALS	14, at Kansas (1/21)	3, LOUISIANA MONROE (11/14)
		3, EASTERN WASHINGTON (11/17)
		3, ALABAMA (12/2)
BLOCKED SHOTS	8, vs. Arkansas (12/17)	1, LOUISIANA MONROE (11/14)
TURNOVERS	21, KENT STATE (12/27)	9, LOUISIANA MONROE (11/14)
FOULS	28, INCARNATE WORD (11/11)	9, at Michigan (12/6)
	28, OKLAHOMA STATE (1/4)	

2016-17 Top Individual Performances

INDIVIDUAL HIGHS

TEXAS

	HIGH	
Points	27	Tevin Mack vs. Oklahoma State (1/4/17)
Field Goals Made	10	Tevin Mack vs. Oklahoma State (1/4/17)
	10	Shaquille Cleare vs. Oklahoma (1/23/17)
	9	Jarrett Allen at Kansas (1/21/17)
	9	Jarrett Allen at TCU (2/4/17)
	9	Jarrett Allen at Oklahoma State (2/11/17)
Field Goal Attempts	17	Tevin Mack vs. Oklahoma State (1/4/17)
Field Goal % (min. 4 made)	.889 (8-9)	Jarrett Allen vs. UAB (12/21/16)
3-pt FG Made	5	Eric Davis Jr. vs. Oklahoma (1/23/17)
3-pt FG Attempts	10	Eric Davis Jr. vs. Oklahoma (1/23/17)
3-pt FG % (min. 3 made)	1.000 (4-4)	Kerwin Roach Jr. at Iowa State (1/7/17)
	1.000 (3-3)	Andrew Jones vs. Oklahoma (1/23/17)
Free Throws Made	12	Kerwin Roach Jr. vs. Alabama (12/2/16)
Free Throw Attempts	16	Kerwin Roach Jr. vs. Alabama (12/2/16)
Free Throw % (min. 6 made)	1.000 (6-6)	Andrew Jones at Oklahoma State (2/11/17)
	.889 (8-9)	Kendal Yancy vs. Incarnate Word (11/11/16)
Rebounds	19	Jarrett Allen at Kansas (1/21/17)
Assists	8	Kerwin Roach Jr. vs. Oklahoma (1/23/17)
	8	Andrew Jones at Georgia (1/28/17)
Turnovers	7	Jarrett Allen at Iowa State (1/7/17)
Blocked Shots	5	James Banks vs. Incarnate Word (11/11/16)
Steals	6	Kerwin Roach Jr. vs. UAB (12/21/16)

OPPONENT

	HIGH	
Points	32	Johnathan Motley, Baylor (1/17/17)
Field Goals Made	12	Deonte Burton, Iowa State (1/7/17)
	12	Johnathan Motley, Baylor (1/17/17)
Field Goal Attempts	21	Bogdan Bliznyuk, Eastern Washington (11/17/16)
Field Goal % (min. 3 made)	1.000 (4-4)	Leyton Hammonds, Oklahoma State (2/11/17)
	1.000 (3-3)	Nate Darling, UAB (12/21/16)
	1.000 (3-3)	Alonzo Walker, Kent State (12/27/16)
3-pt FG Made	8	Evan Payne, Long Beach State (12/10/16)
3-pt FG Attempts	14	Evan Payne, Long Beach State (12/10/16)
3-pt FG % (min. 3 made)	1.000 (3-3)	Leyton Hammonds, Oklahoma State (2/11/17)
Free Throws Made	14	Daryl Macon, Arkansas (12/17/16)
Free Throw Attempts	14	Daryl Macon, Arkansas (12/17/16)
Free Throw % (min. 6 made)	1.000 (14-14)	Daryl Macon, Arkansas (12/17/16)
	1.000 (7-7)	Jawun Evans, Oklahoma State (1/4/17)
	1.000 (6-6)	Shawn Johnson, Incarnate Word (11/11/16)
Rebounds	20	Johnathan Motley, Baylor (1/17/17)
Assists	8	Alex Robinson, TCU (2/4/17)
Turnovers	6	Justin Bibbins, Long Beach State (12/10/16)
	6	Josh Jackson, Kansas (1/21/17)
Blocked Shots	5	Moses Kingsley, Arkansas (12/17/16)
Steals	6	Deonte Burton, Iowa State (2/7/17)

TEXAS' TOP INDIVIDUAL GAMES

POINTS

27	Tevin Mack vs. Oklahoma State	Jan. 4
23	Shaquille Cleare vs. Oklahoma	Jan. 23
22	Jarrett Allen at Kansas	Jan. 21
22	Jarrett Allen at TCU	Feb. 4
21	Kerwin Roach Jr. at Iowa State	Jan. 7
20	Tevin Mack vs. Arkansas	Dec. 17

REBOUNDS

19	Jarrett Allen at Kansas	Jan. 21
13	Jarrett Allen at Kansas State	Dec. 30
12	Jarrett Allen vs. Incarnate Word	Nov. 11
12	Jarrett Allen vs. UT Arlington	Nov. 29
12	Tevin Mack vs. Arkansas	Dec. 17
12	Jarrett Allen vs. Oklahoma	Jan. 23

ASSISTS

8	Kerwin Roach Jr. vs. Oklahoma	Jan. 23
8	Andrew Jones at Georgia	Jan. 28
7	Andrew Jones vs. Arkansas	Dec. 17
7	Andrew Jones vs. Texas Tech	Feb. 1
7	Andrew Jones at TCU	Feb. 4
7	Andrew Jones vs. Iowa State	Feb. 7

STEALS

6	Kerwin Roach Jr. vs. UAB	Dec. 21
4	Kendal Yancy vs. Incarnate Word	Nov. 11
3	Andrew Jones vs. Eastern Washington	Nov. 17
3	Kerwin Roach Jr. vs. UT Arlington	Nov. 29
3	Andrew Jones vs. UT Arlington	Nov. 29
3	Andrew Jones vs. Arkansas	Dec. 17
3	Andrew Jones vs. Kent State	Dec. 27
3	Eric Davis Jr. at Kansas	Jan. 21
3	Andrew Jones vs. Oklahoma	Jan. 23
3	Kerwin Roach Jr. vs. Oklahoma	Jan. 23
3	Jarrett Allen at TCU	Feb. 4
3	Kerwin Roach Jr. at Oklahoma State	Feb. 11

BLOCKED SHOTS

5	James Banks vs. Incarnate Word	Nov. 11
3	James Banks vs. Eastern Washington	Nov. 17
3	James Banks vs. Kent State	Dec. 27
3	Jarrett Allen at Iowa State	Jan. 7
3	Jarrett Allen at Baylor	Jan. 17
3	Jarrett Allen at Kansas	Jan. 21

FIELD GOAL % (MIN. 4 MADE)

.889 (8-9)	Jarrett Allen vs. UAB	Dec. 21
.857 (6-7)	Jarrett Allen vs. West Virginia	Jan. 14
.833 (5-6)	Kendal Yancy vs. Louisiana Monroe	Nov. 14
.800 (4-5)	Jarrett Allen vs. Louisiana Monroe	Nov. 14
.800 (4-5)	Jarrett Allen vs. Alabama	Dec. 2
.800 (4-5)	Shaquille Cleare at Georgia	Jan. 28

3-PT FG % (MIN. 3 MADE)

1.000 (4-4)	Kerwin Roach Jr. at Iowa State	Jan. 7
1.000 (3-3)	Andrew Jones vs. Oklahoma	Jan. 23
.750 (3-4)	Andrew Jones at Kansas	Jan. 21
.667 (4-6)	Tevin Mack vs. Louisiana Monroe	Nov. 14
.571 (4-7)	Andrew Jones vs. UAB	Dec. 21
.571 (4-7)	Tevin Mack vs. Oklahoma State	Jan. 4

FREE THROW % (MIN. 6 MADE)

1.000 (6-6)	Andrew Jones at Oklahoma State	Feb. 11
.889 (8-9)	Kendal Yancy vs. Incarnate Word	Nov. 11
.875 (7-8)	Jarrett Allen vs. West Virginia	Jan. 14
.857 (6-7)	Andrew Jones at Baylor	Jan. 17
.750 (12-16)	Kerwin Roach Jr. vs. Alabama	Dec. 2
.750 (6-8)	Tevin Mack vs. Long Beach State	Dec. 10

2016-17 Miscellaneous Stats

TEXAS' RECORD WHEN ...

Overall	10-15
Home	10-4
Away	0-8
Neutral	0-3
Decided by 3 points or less	3-6
Decided by 4-6 points	3-1
Decided by 7-9 points	1-1
Decided by 10-19 points	0-7
Decided by 20 points or more	3-0
Out-rebounding opponent	7-4
Out-rebounded by opponent	3-9
Equals opponent's rebounds	0-2
Scoring first	6-9
Opponent scores first	4-6
Leading at half	7-3
Trailing at half	3-12
Tied at half	0-0
Overtime	0-0
Leading FG%	9-5
Trailing FG%	1-10
Equals opponent FG%	0-0
FG% .500 & over	2-1
FG% .400 - .499	8-9
FG% .300 - .399	0-5
FG% .299 & under	0-0
Opponent FG% .500 & over	0-2
Opponent FG% .400 - .499	5-10
Opponent FG% .300 - .399	5-3
Opponent FG% .299 & under	0-0
Leading FT%	2-6
Trailing FT%	8-9
Equals opponent FT%	0-0
Scoring 90+ points	1-0
Scoring 80-89 points	4-0
Scoring 70-79 points	3-4
Scoring 60-69 points	2-6
Scoring 50-59 points	0-5
Scoring under 50 points	0-0
Opponent scores 90+ points	0-0
Opponent scores 80-89 points	1-1
Opponent scores 70-79 points	2-8
Opponent scores 60-69 points	4-4
Opponent scores 50-59 points	3-2
Opponent scores under 50 points	0-0
Record vs. Conferences	
Big 12	4-8
Big Sky	1-0
Big Ten	0-2
Big West	1-0
Conference USA	1-0
MAC	0-1
Pac-12	0-1
SEC	1-2
Southland	1-0
Sun Belt	1-1

MISCELLANEOUS STATISTICS

INDIVIDUAL

Led Texas in scoring — Jarrett Allen (10), Tevin Mack (9), Kerwin Roach Jr. (3), Andrew Jones (1), Shaquille Cleare (1), Kendal Yancy (1)

Led Texas in rebounding — Jarrett Allen (13), Shaquille Cleare (2), Kerwin Roach Jr. (1), Eric Davis Jr. (1), Tevin Mack (1)

Tied — Jarrett Allen (4), Shaquille Cleare (3), Andrew Jones (3), Kerwin Roach Jr. (2), Tevin Mack (2)

Led Texas in assists — Andrew Jones (11), Kerwin Roach Jr. (11)

Tied — Kerwin Roach Jr. (3), Eric Davis Jr. (2), Andrew Jones (1), Tevin Mack (1) Jarrett Allen (1)

Led Texas in steals — Andrew Jones (6), Kerwin Roach Jr. (5), Kendal Yancy (2), Eric Davis Jr. (2), Jarrett Allen (1), Shaquille Cleare (1)

Tied — Kerwin Roach Jr. (5), Andrew Jones (4), Eric Davis Jr. (3), Jacob Young (3), James Banks (2), Tevin Mack (1)

Led Texas in blocks — Jarrett Allen (6), James Banks (4), Shaquille Cleare (2), Jacob Young (1), Tevin Mack (1)

Tied — James Banks (8), Jarrett Allen (7), Shaquille Cleare (4), Tevin Mack (2), Kerwin Roach Jr. (1), Andrew Jones (1), Eric Davis Jr. (1), Mareik Isom (1)

Double-figure scoring games (84) — Jarrett Allen (18), Andrew Jones (16), Kerwin Roach Jr. (14), Tevin Mack (11), Shaquille Cleare (10), Eric Davis Jr. (8), Kendal Yancy (5), Jacob Young (2) CAREER (128) — Kerwin Roach Jr. (23), Eric Davis Jr. (22), Jarrett Allen (18), Kendal Yancy (18), Andrew Jones (16), Tevin Mack (16), Shaquille Cleare (13), Jacob Young (2)

20-point games (6) — Jarrett Allen (2), Tevin Mack (2), Kerwin Roach Jr. (1), Shaquille Cleare (1) CAREER (9) — Tevin Mack (3), Kerwin Roach Jr. (2), Jarrett Allen (2), Kendal Yancy (1), Shaquille Cleare (1)

30-point games (0) — CAREER (0) —

Double-figure rebounding games (11) — Jarrett Allen (10), Tevin Mack (1) CAREER (12) — Jarrett Allen (10), Kerwin Roach Jr. (1), Tevin Mack (1)

20-rebound games (0) — CAREER (0) —

Double-figure assist games (0) — CAREER (0) —

Double-doubles (points/rebounds) (10) — Jarrett Allen (9), Tevin Mack (1) CAREER (11) — Jarrett Allen (9), Kerwin Roach Jr. (1), Tevin Mack (1)

Double-doubles (points/assists) (0) — CAREER (0) —

TEAM

Largest margin of victory — 36 (96-60 vs. UAB)

Largest Big 12 margin of victory — 4 (62-58 vs. Texas Tech)

Largest margin of defeat — 19 (58-77 vs. Northwestern)

Largest Big 12 lead — 17 (22-5 vs. Iowa State, 8:42 – 2nd half)

Largest Big 12 deficit — 21 (47-68 at Baylor, 5:51 – 2nd half)

Largest non-conference lead — 40 (96-56 vs. UAB, 1:07 – 2nd half)

Largest non-conference deficit — 20 (57-77 vs. Northwestern, 0:35 – 2nd half)

Largest comeback victory — 12 (28-40 vs. Long Beach State, 17:52 – 2nd half; 26-38 vs. Alabama, 0:03 – 1st half)

Largest lead in a loss — 10 (19-9 at Georgia, 8:25 – 1st half)

0 • Tevin Mack

SOPHOMORE • GUARD/FORWARD • 6-7 • 220
COLUMBIA, S.C. (DREHER HS)

	2016-17	Career
Games Played	15	48
Games Started	10	10
Double-Doubles	1	1
Double-Digit Scoring Games	11	16
20-Point Games	2	3
30-Point Games	0	0
Double-Digit Rebounding Games	1	1

2016-17 GAME-BY-GAME STATISTICS

Opponent	GP/GS	M	Fg-Fga	3m-3a	Ft-Fta	O-D-Reb	PF	A	TO	B	S	Pts
Incarnate Word			-did not play-									
UL Monroe	*/-	23	5-9	4-6	0-1	0-2-2	0	1	0	0	0	14
E. Washington	*/-	21	6-13	4-8	3-5	2-1-3	2	0	1	0	0	19
vs. Northwestern*	-	29	5-9	3-6	5-10	3-1-4	2	0	1	1	1	18
vs. Colorado	*/-	29	1-6	1-6	0-0	1-1-2	0	1	3	1	0	3
UT Arlington	*/-	30	8-14	1-5	2-3	3-4-7	2	0	1	0	1	19
Alabama	**	37	5-12	1-3	0-1	2-5-7	1	2	2	0	1	11
at Michigan	**	37	5-11	3-6	5-6	0-5-5	2	1	2	0	1	18
Long Beach St.	**	32	5-11	2-5	6-8	1-3-4	3	1	1	1	0	18
vs. Arkansas	**	38	7-16	4-8	2-7	4-8-12	1	1	2	0	0	20
UAB	**	21	7-14	3-7	1-1	1-1-2	1	0	0	1	1	18
Kent State	**	28	2-8	0-4	0-0	0-3-3	2	2	2	0	1	4
at Kansas State	**	34	4-13	1-7	0-0	0-2-2	3	1	0	2	1	9
Oklahoma St.	**	39	10-17	4-7	3-5	1-3-4	1	1	2	1	0	27
Iowa State	**	34	6-13	2-6	1-2	3-3-6	2	1	2	1	0	15
TCU	**	38	3-6	1-3	2-2	0-9-9	2	0	2	0	0	9
West Virginia			-did not play-									
at Baylor			-did not play-									
at Kansas			-did not play-									
Oklahoma			-did not play-									
at Georgia			-did not play-									
Texas Tech			-did not play-									
TCU			-did not play-									
Iowa State			-did not play-									
at Oklahoma St.			-did not play-									
at Oklahoma												
Kansas State												
at West Virginia												
Kansas												
at Texas Tech												
Baylor												

MACK'S 2016-17 SEASON HIGHS

Points	27 vs. Oklahoma State (1-4-17)
Rebounds	12 vs. Arkansas (12-17-16)
FG	10 vs. Oklahoma State (1-4-17)
3FG	4, four times • last vs. Oklahoma State (1-4-17)
FT	6 vs. Long Beach State (12-10-16)
Assists	2, twice • last vs. Kent State (12-27-16)
Blocks	2 at Kansas State (12-30-16)
Steals	1, seven times • last at Kansas State (12-30-16)
Minutes	39 vs. Oklahoma State (1-4-17)

MACK'S CAREER HIGHS

Points	27 vs. Oklahoma State (1-4-17)
Rebounds	12 vs. Arkansas (12-17-16)
FG	10 vs. Oklahoma State (1-4-17)
3FG	5, twice • last at Iowa State (2-13-16)
FT	6 vs. Long Beach State (12-10-16)
Assists	2, five times • last vs. Kent State (12-27-16)
Blocks	2 at Kansas State (12-30-16)
Steals	1, sixteen times • last at Kansas State (12-30-16)
Minutes	39 vs. Oklahoma State (1-4-17)

1 • Andrew Jones

FRESHMAN • GUARD • 6-4 • 190
IRVING, TEXAS (MACARTHUR HS)

	2016-17	Career
Games Played	25	25
Games Started	16	16
Double-Doubles	0	0
Double-Digit Scoring Games	16	16
20-Point Games	0	0
30-Point Games	0	0
Double-Digit Assist Games	0	0

2016-17 GAME-BY-GAME STATISTICS

Opponent	GP/GS	M	Fg-Fga	3m-3a	Ft-Fta	O-D-Reb	PF	A	TO	B	S	Pts
Incarnate Word	**	22	3-7	0-2	4-7	0-6-6	4	3	4	0	0	10
UL Monroe	**	23	3-6	0-2	6-8	1-5-6	0	4	1	0	0	12
E. Washington	*/-	21	6-10	2-5	3-3	0-4-4	2	2	3	0	3	17
vs. Northwestern*	-	18	3-8	1-3	2-2	0-1-1	2	0	1	1	0	9
vs. Colorado	*/-	19	2-4	0-0	0-0	0-6-6	0	1	0	1	0	4
UT Arlington	*/-	23	1-5	1-4	2-2	1-2-3	4	3	2	0	3	5
Alabama	**	20	2-5	1-3	4-4	0-7-7	4	1	3	0	0	9
at Michigan	**	16	3-7	1-1	0-0	0-0-0	2	1	1	1	0	7
Long Beach St.	**	15	1-3	0-2	0-0	0-0-0	0	1	0	0	1	2
vs. Arkansas	**	32	4-6	1-3	8-11	0-2-2	4	7	2	0	3	17
UAB	**	22	6-9	4-7	0-0	0-5-5	1	6	4	0	2	16
Kent State	**	23	2-6	0-2	3-6	1-6-7	3	1	6	1	3	7
at Kansas State	**	26	3-5	1-2	0-0	0-0-0	3	2	4	1	2	7
Oklahoma St.	**	28	2-11	0-4	6-10	1-3-4	3	2	0	0	1	10
Iowa State	**	29	5-7	2-3	2-3	0-7-7	2	2	3	0	0	14
TCU	**	28	2-7	2-6	2-2	0-3-3	2	5	2	0	1	8
West Virginia	*/-	28	5-13	4-9	3-4	0-3-3	5	1	3	0	2	17
at Baylor	*/-	31	4-10	1-6	6-7	1-3-4	0	4	0	0	1	15
at Kansas	*/-	29	6-9	3-4	0-0	1-4-5	2	5	3	2	2	15
Oklahoma	*/-	31	5-7	3-3	3-4	0-8-8	2	3	1	0	3	16
at Georgia	*/-	33	5-11	2-7	4-5	1-3-4	2	8	6	0	2	16
Texas Tech	**	35	4-10	2-6	1-2	0-4-4	3	7	3	0	0	11
TCU	**	35	6-11	1-5	1-2	0-3-3	1	7	5	0	1	14
Iowa State	**	36	2-11	1-3	5-6	0-9-9	1	7	4	0	2	10
at Oklahoma St.	**	34	5-16	0-6	6-6	1-1-2	2	3	1	0	1	16
at Oklahoma												
Kansas State												
at West Virginia												
Kansas												
at Texas Tech												
Baylor												

JONES' 2016-17 SEASON/CAREER HIGHS

Points	17, three times • last vs. West Virginia (1-14-17)
Rebounds	9 vs. Iowa State (2-7-17)
FG	6, four times • last at TCU (2-4-17)
3FG	4, twice • last vs. West Virginia (1-14-17)
FT	8 vs. Arkansas (12-17-16)
Assists	8 at Georgia (1-28-17)
Blocks	2 at Kansas (1-21-17)
Steals	3, five times • last vs. Oklahoma (1-23-17)
Minutes	36 vs. Iowa State (2-7-17)

2 • Isaiah Hobbs

JUNIOR • GUARD • 6-3 • 185
PALM BEACH, FLA. (HOWARD COLLEGE)

	2016-17	Career
Games Played	2	2
Games Started	0	0
Double-Doubles	0	0
Double-Digit Scoring Games	0	0
20-Point Games	0	0
30-Point Games	0	0
Double-Digit Rebounding Games	0	0

2016-17 GAME-BY-GAME STATISTICS

Opponent	GP/GS	M	Fg-Fga	3m-3a	Ft-Fta	O-D-Reb	PF	A	TO	B	S	Pts
Incarnate Word						-did not play-						
UL Monroe	*/-	1	0-0	0-0	0-0	0-0-0	0	0	0	0	0	0
E. Washington						-did not play-						
vs. Northwestern						-did not play-						
vs. Colorado						-did not play-						
UT Arlington						-did not play-						
Alabama						-did not play-						
at Michigan						-did not play-						
Long Beach St.						-did not play-						
vs. Arkansas						-did not play-						
UAB	*/-	3	0-0	0-0	0-0	0-0-0	1	1	1	0	0	0
Kent State						-did not play-						
at Kansas State						-did not play-						
Oklahoma St.						-did not play-						
Iowa State						-did not play-						
TCU						-did not play-						
West Virginia						-did not play-						
at Baylor						-did not play-						
at Kansas						-did not play-						
Oklahoma						-did not play-						
at Georgia						-did not play-						
Texas Tech						-did not play-						
TCU						-did not play-						
Iowa State						-did not play-						
at Oklahoma St.						-did not play-						
at Oklahoma												
Kansas State												
at West Virginia												
Kansas												
at Texas Tech												
Baylor												

HOBBS' 2016-17 SEASON/CAREER HIGHS

Points	
Rebounds	
FG	
3FG	
FT	
Assists	1 vs. UAB (12-21-16)
Blocks	
Steals	
Minutes	3 vs. UAB (12-21-16)

3 • Jacob Young

FRESHMAN • GUARD • 6-2 • 185
HOUSTON, TEXAS (YATES HS)

	2016-17	Career
Games Played	25	25
Games Started	5	5
Double-Doubles	0	0
Double-Digit Scoring Games	2	2
20-Point Games	0	0
30-Point Games	0	0
Double-Digit Assist Games	0	0

2016-17 GAME-BY-GAME STATISTICS

Opponent	GP/GS	M	Fg-Fga	3m-3a	Ft-Fta	O-D-Reb	PF	A	TO	B	S	Pts
Incarnate Word	*/-	32	4-7	1-3	1-1	0-1-1	2	2	0	0	0	10
UL Monroe	*/-	19	2-6	1-5	0-0	0-2-2	1	3	0	0	0	5
E. Washington	*/-	19	0-4	0-4	0-0	0-0-0	2	1	3	0	0	0
vs. Northwestern	*/-	8	1-2	1-2	0-1	0-0-0	2	0	0	0	0	3
vs. Colorado	*/-	3	0-0	0-0	0-0	0-0-0	0	0	0	0	0	0
UT Arlington	*/-	21	1-6	1-6	0-0	0-2-2	1	2	0	0	0	3
Alabama	*/-	24	4-8	3-6	0-0	0-1-1	1	0	0	0	0	11
at Michigan	*/-	21	1-4	1-4	0-0	1-0-1	1	0	1	0	0	3
Long Beach St.	*/-	16	1-4	1-3	0-0	0-1-1	1	2	0	0	1	3
vs. Arkansas	*/-	12	0-2	0-1	0-0	0-1-1	4	1	2	0	0	0
UAB	*/-	22	2-8	1-7	2-2	0-1-1	2	2	2	0	0	7
Kent State	*/-	22	3-9	1-6	1-2	0-2-2	1	0	1	0	1	8
at Kansas State	*/-	13	2-5	2-4	0-0	0-0-0	4	0	0	0	0	6
Oklahoma St.	*/-	14	1-4	0-2	0-0	0-0-0	4	1	1	0	0	2
Iowa State	*/-	24	0-2	0-2	1-1	1-2-3	2	2	2	0	1	1
TCU	*/-	16	1-4	0-2	0-0	0-1-1	0	2	3	0	0	2
West Virginia	*/	22	2-6	2-4	2-2	0-2-2	4	0	2	0	0	8
at Baylor	*/	27	0-4	0-4	2-2	0-1-1	0	1	0	0	2	2
at Kansas	*/	20	0-2	0-0	0-0	0-1-1	0	0	2	0	0	0
Oklahoma	*/	10	0-5	0-3	0-0	0-0-0	1	0	1	0	0	0
at Georgia	*/	19	1-5	1-4	0-0	0-1-1	0	0	1	0	0	3
Texas Tech	*/-	15	2-6	1-5	1-1	0-0-0	2	0	1	0	1	6
TCU	*/-	14	0-2	0-2	0-0	0-0-0	1	3	1	0	0	0
Iowa State	*/-	8	0-1	0-1	1-2	0-0-0	2	0	1	0	0	1
at Oklahoma St.	*/-	13	1-6	0-4	0-0	0-0-0	0	2	1	1	0	2
at Oklahoma												
Kansas State												
at West Virginia												
Kansas												
at Texas Tech												
Baylor												

YOUNG'S 2016-17 SEASON/CAREER HIGHS

Points	11 vs. Alabama (12-2-16)
Rebounds	3 at Iowa State (1-7-17)
FG	4, twice • last vs. Alabama (12-2-16)
3FG	3 vs. Alabama (12-2-16)
FT	2, three times • last at Baylor (1-17-17)
Assists	3, twice • last at TCU (2-4-17)
Blocks	1 at Oklahoma State (2-11-17)
Steals	2 at Baylor (1-17-17)
Minutes	32 vs. Incarnate Word (11-11-16)

4 • James Banks

FRESHMAN • CENTER • 6-10 • 240
DECATUR, GA. (LA LUMIERE SCHOOL [IND.])

	2016-17	Career
Games Played	24	24
Games Started	0	0
Double-Doubles	0	0
Double-Digit Scoring Games	0	0
20-Point Games	0	0
30-Point Games	0	0
Double-Digit Rebounding Games	0	0

2016-17 GAME-BY-GAME STATISTICS

Opponent	GP/GS	M	Fg-Fga	3m-3a	Ft-Fta	O-D-Reb	PF	A	T.O	B	S	Pts
Incarnate Word	*/-	24	1-4	0-0	0-0	1-8-9	4	1	1	5	1	2
UL Monroe	*/-	17	1-4	0-0	1-2	1-5-6	2	0	0	2	0	3
E. Washington	*/-	20	2-3	0-0	0-0	3-1-4	0	2	1	3	1	4
vs. Northwestern*	/-	21	0-0	0-0	0-0	0-2-2	2	1	0	1	0	0
vs. Colorado						-did not play-						
UT Arlington	*/-	13	1-1	0-0	1-2	1-0-1	3	0	2	2	0	3
Alabama	*/-	13	1-2	0-0	0-0	2-1-3	1	0	0	0	0	2
at Michigan	*/-	11	0-0	0-0	0-0	0-3-3	0	1	1	2	2	0
Long Beach St.	*/-	12	0-0	0-0	0-0	0-0-0	1	0	2	2	1	0
vs. Arkansas	*/-	8	1-2	0-0	0-0	0-1-1	2	0	0	1	0	2
UAB	*/-	23	0-5	0-0	0-0	2-3-5	1	0	1	1	1	0
Kent State	*/-	10	1-4	0-0	0-0	0-1-1	2	0	2	3	0	2
at Kansas State	*/-	8	1-1	0-0	0-0	1-0-1	4	0	1	0	0	2
Oklahoma St.	*/-	5	0-2	0-0	0-0	0-1-1	2	0	0	2	0	0
Iowa State	*/-	8	0-0	0-0	0-2	0-0-0	0	0	0	1	0	0
TCU	*/-	8	1-2	0-0	0-0	2-0-2	1	0	1	0	0	2
West Virginia	*/-	5	0-0	0-0	0-0	1-1-2	3	0	2	1	0	0
at Baylor	*/-	12	0-2	0-0	0-0	2-0-2	5	0	4	0	0	0
at Kansas	*/-	8	1-4	0-0	0-0	1-0-1	2	0	1	1	0	2
Oklahoma	*/-	9	0-0	0-0	3-4	0-2-2	4	0	3	0	0	3
at Georgia	*/-	23	2-3	0-0	1-1	1-3-4	4	0	0	1	0	5
Texas Tech	*/-	8	0-1	0-0	0-0	0-4-4	1	0	0	1	1	0
TCU	*/-	16	0-0	0-0	0-0	1-1-2	1	0	0	1	1	0
Iowa State	*/-	9	1-1	0-0	0-0	0-1-1	1	0	1	0	0	2
at Oklahoma St.	*/-	16	2-3	0-0	2-2	2-3-5	0	0	0	0	0	6
at Oklahoma												
Kansas State												
at West Virginia												
Kansas												
at Texas Tech												
Baylor												

BANKS' 2016-17 SEASON/CAREER HIGHS

Points _____ 6 at Oklahoma State (2-11-17)
Rebounds _____ 9 vs. Incarnate Word (11-11-16)
FG _____ 2, three times • last at Oklahoma State (2-11-17)
3FG _____
FT _____ 3 vs. Oklahoma (1-23-17)
Assists _____ 2 vs. Eastern Washington (11-17-16)
Blocks _____ 5 vs. Incarnate Word (11-11-16)
Steals _____ 2 at Michigan (12-6-16)
Minutes _____ 24 vs. Incarnate Word (11-11-16)

5 • Kendal Yancy

SENIOR • GUARD • 6-3 • 210
RICHARDSON, TEXAS (BERKNER HS)

	2016-17	Career
Games Played	21	119
Games Started	6	49
Double-Doubles	0	0
Double-Digit Scoring Games	5	18
20-Point Games	0	1
30-Point Games	0	0
Double-Digit Rebounding Games	0	0

2016-17 GAME-BY-GAME STATISTICS

Opponent	GP/GS	M	Fg-Fga	3m-3a	Ft-Fta	O-D-Reb	PF	A	T.O	B	S	Pts
Incarnate Word	*/*	37	5-13	1-7	8-9	0-4-4	3	1	4	1	4	19
UL Monroe	*/*	23	5-6	1-1	1-2	2-1-3	1	0	0	0	1	12
E. Washington	*/*	28	3-5	2-3	2-2	1-3-4	1	1	0	1	0	10
vs. Northwestern*/	*	24	2-4	1-2	0-1	1-1-2	2	0	2	0	0	5
vs. Colorado	*/*	22	0-3	0-1	1-2	1-3-4	3	0	1	0	2	1
UT Arlington	*/*	16	1-2	0-0	0-2	1-2-3	1	0	1	0	1	2
Alabama	*/-	10	1-1	0-0	2-2	0-0-0	0	0	0	0	0	4
at Michigan	*/-	8	0-0	0-0	0-0	0-1-1	0	1	0	0	0	0
Long Beach St.	*/-	23	4-10	1-3	2-2	3-2-5	1	1	1	0	0	11
vs. Arkansas	*/-	11	0-4	0-2	2-2	0-1-1	0	0	1	1	0	2
UAB	*/-	21	5-7	1-1	3-3	1-0-1	3	2	0	0	1	14
Kent State	*/-	14	0-1	0-1	0-1	1-0-1	0	0	1	0	0	0
at Kansas State	*/-	4	0-1	0-0	0-0	0-1-1	0	0	0	0	1	0
Oklahoma St.						-did not play-						
Iowa State						-did not play-						
TCU						-did not play-						
West Virginia						-did not play-						
at Baylor	*/-	10	0-1	0-1	0-0	0-1-1	2	1	1	0	0	0
at Kansas	*/-	18	1-1	1-1	0-2	1-0-1	3	0	0	0	0	3
Oklahoma	*/-	15	1-2	1-2	0-0	0-2-2	5	0	1	0	0	3
at Georgia	*/-	9	0-1	0-1	0-0	1-0-1	0	0	0	0	0	0
Texas Tech	*/-	2	0-2	0-0	0-0	0-0-0	1	0	0	0	1	0
TCU	*/-	19	2-5	0-1	0-0	3-0-3	0	0	0	0	1	4
Iowa State	*/-	20	4-7	0-2	1-1	3-1-4	2	0	2	0	0	9
at Oklahoma St.	*/-	20	2-6	1-4	0-0	1-1-2	3	1	2	0	0	5
at Oklahoma												
Kansas State												
at West Virginia												
Kansas												
at Texas Tech												
Baylor												

YANCY'S 2016-17 SEASON HIGHS

Points _____ 19 vs. Incarnate Word (11-11-16)
Rebounds _____ 5 vs. Long Beach State (12-10-16)
FG _____ 5, three times • last vs. UAB (12-21-16)
3FG _____ 2 vs. Eastern Washington (11-17-16)
FT _____ 8 vs. Incarnate Word (11-11-16)
Assists _____ 2 vs. UAB (12-21-16)
Blocks _____ 1, three times • last vs. Arkansas (12-17-16)
Steals _____ 4 vs. Incarnate Word (11-11-16)
Minutes _____ 37 vs. Incarnate Word (11-11-16)

YANCY'S CAREER HIGHS

Points _____ 29 vs. Iowa State (2-21-15)
Rebounds _____ 8 vs. Texas State (12-13-14)
FG _____ 9 vs. Iowa State (2-21-15)
3FG _____ 6 vs. Iowa State (2-21-15)
FT _____ 8 vs. Incarnate Word (11-11-16)
Assists _____ 7 vs. Lipscomb (12-16-14)
Blocks _____ 1, eleven times • last vs. Arkansas (12-17-16)
Steals _____ 4 vs. Incarnate Word (11-11-16)
Minutes _____ 37, twice • last vs. Incarnate Word (11-11-16)

10 • Eric Davis Jr.

SOPHOMORE • GUARD • 6-3 • 195
SAGINAW, MICH. (SAGINAW ARTHUR HILL HS)

	2016-17	Career
Games Played	25	58
Games Started	15	17
Double-Doubles	0	0
Double-Digit Scoring Games	8	22
20-Point Games	0	0
30-Point Games	0	0
Double-Digit Rebounding Games	0	0

2016-17 GAME-BY-GAME STATISTICS

Opponent	GP/GS	M	Fg-Fga	3m-3a	Ft-Fta	O-D-Reb	PF	A	T.O	B	S	Pts
Incamate Word	*/*	32	5-13	1-6	5-6	0-6-6	2	2	1	0	0	16
UL Monroe	*/*	24	2-10	1-6	2-2	1-6-7	0	2	0	0	1	7
E. Washington	*/*	22	4-11	2-7	0-0	1-4-5	1	2	0	0	0	10
vs. Northwestern	*/*	33	3-9	1-5	2-4	0-4-4	1	2	0	0	0	9
vs. Colorado	*/*	31	3-11	1-6	0-0	1-0-1	1	1	1	0	1	7
UT Arlington	*/*	20	0-8	0-6	0-2	1-1-2	3	2	2	0	2	0
Alabama	*/-	26	1-4	0-1	0-0	2-1-3	2	3	0	0	1	2
at Michigan	*/-	31	3-11	0-4	0-0	0-3-3	1	0	2	0	2	6
Long Beach St.	*/-	25	4-8	3-7	5-6	0-2-2	1	2	0	0	0	16
vs. Arkansas	*/-	16	0-4	0-2	0-0	0-2-2	1	0	1	1	0	0
UAB	*/-	19	3-6	2-5	1-1	0-4-4	1	4	2	0	0	9
Kent State	*/-	21	0-6	0-2	1-2	0-2-2	3	1	1	0	2	1
at Kansas State	*/-	21	2-5	0-2	0-0	0-4-4	3	2	2	0	0	4
Oklahoma St.	*/-	28	5-8	3-6	3-4	1-0-1	3	0	1	0	1	16
Iowa State	*/-	19	1-3	0-1	0-0	0-1-1	2	1	1	0	0	2
TCU	*/-	31	3-7	1-3	0-1	0-1-1	1	0	1	0	2	7
West Virginia	*/*	35	1-4	1-4	2-2	0-1-1	4	4	5	0	0	5
at Baylor	*/*	27	3-9	1-4	1-2	0-1-1	3	0	1	0	2	8
at Kansas	*/*	36	3-10	2-7	4-4	0-1-1	2	0	2	0	3	12
Oklahoma	*/*	32	6-11	5-10	1-1	0-2-2	2	1	0	0	0	18
at Georgia	*/*	34	4-8	2-5	1-2	0-2-2	2	0	1	0	1	11
Texas Tech	*/*	37	6-9	3-6	0-1	0-3-3	4	2	2	1	0	15
TCU	*/*	35	3-9	0-3	0-0	0-3-3	4	0	0	0	0	6
Iowa State	*/*	34	2-6	1-4	1-2	0-2-2	1	0	0	0	0	6
at Oklahoma St.	*/*	30	2-6	1-5	1-2	0-5-5	3	2	3	0	1	6
at Oklahoma												
Kansas State												
at West Virginia												
Kansas												
at Texas Tech												
Baylor												

DAVIS' 2016-17 SEASON HIGHS

Points	18 vs. Oklahoma (1-23-17)
Rebounds	7 vs. Louisiana Monroe (11-14-16)
FG	6, twice • last vs. Texas Tech (2-1-17)
3FG	5 vs. Oklahoma (1-23-17)
FT	5, twice • last vs. Long Beach State (12-10-16)
Assists	4, twice • last vs. West Virginia (1-14-17)
Blocks	1, twice • last vs. Texas Tech (2-1-17)
Steals	3 at Kansas (1-21-17)
Minutes	37 vs. Texas Tech (2-1-17)

DAVIS' CAREER HIGHS

Points	19 vs. Texas A&M (11-25-15)
Rebounds	7 vs. Louisiana Monroe (11-14-16)
FG	6, five times • last vs. Texas Tech (2-1-17)
3FG	5 vs. Oklahoma (1-23-17)
FT	5, three times • last vs. Long Beach State (12-10-16)
Assists	5 vs. UTSA (12-8-15)
Blocks	1, twice • last vs. Texas Tech (2-1-17)
Steals	3, twice • last at Kansas (1-21-17)
Minutes	37 vs. Texas Tech (2-1-17)

12 • Kerwin Roach Jr.

SOPHOMORE • GUARD • 6-4 • 175
HOUSTON, TEXAS (NORTH SHORE HS)

	2016-17	Career
Games Played	24	57
Games Started	23	23
Double-Doubles	0	1
Double-Digit Scoring Games	14	23
20-Point Games	1	2
30-Point Games	0	0
Double-Digit Rebounding Games	0	1

2016-17 GAME-BY-GAME STATISTICS

Opponent	GP/GS	M	Fg-Fga	3m-3a	Ft-Fta	O-D-Reb	PF	A	T.O	B	S	Pts
Incamate Word						-did not play-						
UL Monroe	*/-	22	4-7	0-1	3-4	1-3-4	3	2	0	1	0	11
E. Washington	*/*	23	4-7	1-2	2-2	0-6-6	2	4	1	0	2	11
vs. Northwestern	*/*	27	2-7	0-3	3-6	0-5-5	3	3	2	1	2	7
vs. Colorado	*/*	30	6-16	1-4	3-4	0-2-2	3	1	1	0	0	16
UT Arlington	*/*	31	8-14	0-2	0-0	0-2-2	2	2	6	1	3	16
Alabama	*/*	28	2-7	0-1	12-16	1-4-5	3	3	4	0	0	16
at Michigan	*/*	29	2-8	0-1	0-0	1-4-5	1	5	3	0	0	4
Long Beach St.	*/*	25	3-8	2-4	1-3	1-1-2	4	4	2	1	1	9
vs. Arkansas	*/*	27	5-12	0-1	2-4	1-2-3	4	1	2	0	1	12
UAB	*/*	21	2-5	1-2	1-1	0-3-3	2	4	0	0	6	6
Kent State	*/*	32	4-7	1-2	4-4	1-1-2	5	3	1	0	2	13
at Kansas State	*/*	31	3-9	1-3	3-8	1-3-4	5	4	3	0	1	10
Oklahoma St.	*/*	36	3-3	0-0	5-6	0-5-5	4	6	2	1	2	11
Iowa State	*/*	37	7-9	4-4	3-6	1-1-2	3	5	3	1	1	21
TCU	*/*	29	3-9	0-0	1-1	0-3-3	4	3	4	0	1	7
West Virginia	*/*	38	3-8	1-4	4-7	0-6-6	4	5	4	0	1	11
at Baylor	*/*	35	2-7	0-4	4-4	0-4-4	3	5	4	0	1	8
at Kansas	*/*	29	1-9	0-3	0-0	0-1-1	4	3	2	0	2	2
Oklahoma	*/*	34	3-13	1-4	4-10	2-5-7	4	8	2	0	3	11
at Georgia	*/*	31	4-8	1-3	1-2	2-5-7	4	2	3	0	0	10
Texas Tech	*/*	33	1-3	0-0	3-6	1-6-7	3	2	4	0	2	5
TCU	*/*	24	2-6	1-2	0-0	0-4-4	4	5	1	0	1	5
Iowa State	*/*	32	2-9	0-1	3-6	3-3-6	4	3	3	0	2	7
at Oklahoma St.	*/*	34	6-9	1-2	0-1	1-5-6	1	5	2	0	3	13
at Oklahoma												
Kansas State												
at West Virginia												
Kansas												
at Texas Tech												
Baylor												

ROACH'S 2016-17 SEASON HIGHS

Points	21 at Iowa State (1-7-17)
Rebounds	7, three times • last vs. Texas Tech (2-1-17)
FG	8 vs. UT Arlington (11-29-16)
3FG	4 at Iowa State (1-7-17)
FT	12 vs. Alabama (12-2-16)
Assists	8 vs. Oklahoma (1-23-17)
Blocks	1, six times • last at Iowa State (1-7-17)
Steals	6 vs. UAB (12-21-16)
Minutes	38 vs. West Virginia (1-14-17)

ROACH'S CAREER HIGHS

Points	22 vs. TCU (1-26-16)
Rebounds	11 vs. Vanderbilt (1-30-16)
FG	8 vs. UT Arlington (11-29-16)
3FG	4 at Iowa State (1-7-17)
FT	12 vs. Alabama (12-2-16)
Assists	8 vs. Oklahoma (1-23-17)
Blocks	1, fourteen times • last at Iowa State (1-7-17)
Steals	6 vs. UAB (12-21-16)
Minutes	38 vs. West Virginia (1-14-17)

14 • Mareik Isom

SENIOR • FORWARD • 6-9 • 217
AUSTIN, TEXAS (ARKANSAS-LITTLE ROCK)

	2016-17	Career
Games Played	7	7
Games Started	0	0
Double-Doubles	0	0
Double-Digit Scoring Games	0	0
20-Point Games	0	0
30-Point Games	0	0
Double-Digit Rebounding Games	0	0

2016-17 GAME-BY-GAME STATISTICS

Opponent	GP/GS	M	Fg-Fga	3m-3a	Ft-Fta	O-D-Reb	PF	A	TO	B	S	Pts
Incarnate Word						-did not play-						
UL Monroe						-did not play-						
E. Washington						-did not play-						
vs. Northwestern						-did not play-						
vs. Colorado						-did not play-						
UT Arlington						-did not play-						
Alabama						-did not play-						
at Michigan						-did not play-						
Long Beach St.						-did not play-						
vs. Arkansas						-did not play-						
UAB						-did not play-						
Kent State						-did not play-						
at Kansas State						-did not play-						
Oklahoma St.						-did not play-						
Iowa State						-did not play-						
TCU						-did not play-						
West Virginia	*/-	3	0-1	0-1	0-0	0-0-0	0	0	0	0	0	0
at Baylor	*/-	2	0-0	0-0	0-1	0-0-0	0	0	0	0	0	0
at Kansas	*/-	4	0-1	0-1	0-0	0-0-0	0	0	0	0	0	0
Oklahoma	*/-	2	0-0	0-0	0-0	0-0-0	1	0	1	0	0	0
at Georgia						-did not play-						
Texas Tech	*/-	3	0-0	0-0	0-0	0-1-1	1	0	0	1	0	0
TCU						-did not play-						
Iowa State	*/-	3	1-1	1-1	0-0	0-0-0	0	0	0	0	0	3
at Oklahoma St.	*/-	4	1-1	1-1	0-0	0-2-2	0	0	0	0	0	4
at Oklahoma												
Kansas State												
at West Virginia												
Kansas												
at Texas Tech												
Baylor												

ISOM'S SEASON/CAREER HIGHS

Points	3, twice • last at Oklahoma State (2-11-17)
Rebounds	2 at Oklahoma State (2-11-17)
FG	1, twice • last at Oklahoma State (2-11-17)
3FG	1, twice • last at Oklahoma State (2-11-17)
FT	
Assists	
Blocks	1 vs. Texas Tech (2-1-17)
Steals	
Minutes	4, twice • last at Oklahoma State (2-11-17)

25 • Joe Schwartz

JUNIOR • GUARD • 6-2 • 185
WACO, TEXAS (VANGUARD COLLEGE PREP)

	2016-17	Career
Games Played	1	4
Games Started	0	0
Double-Doubles	0	0
Double-Digit Scoring Games	0	0
20-Point Games	0	0
30-Point Games	0	0
Double-Digit Rebounding Games	0	0

2016-17 GAME-BY-GAME STATISTICS

Opponent	GP/GS	M	Fg-Fga	3m-3a	Ft-Fta	O-D-Reb	PF	A	TO	B	S	Pts
Incarnate Word						-did not play-						
UL Monroe	*/-	1	0-0	0-0	0-0	0-0-0	0	0	0	0	0	0
E. Washington						-did not play-						
vs. Northwestern						-did not play-						
vs. Colorado						-did not play-						
UT Arlington						-did not play-						
Alabama						-did not play-						
at Michigan						-did not play-						
Long Beach St.						-did not play-						
vs. Arkansas						-did not play-						
UAB						-did not play-						
Kent State						-did not play-						
at Kansas State						-did not play-						
Oklahoma St.						-did not play-						
Iowa State						-did not play-						
TCU						-did not play-						
West Virginia						-did not play-						
at Baylor						-did not play-						
at Kansas						-did not play-						
Oklahoma						-did not play-						
at Georgia						-did not play-						
Texas Tech						-did not play-						
TCU						-did not play-						
Iowa State						-did not play-						
at Oklahoma St.						-did not play-						
at Oklahoma												
Kansas State												
at West Virginia												
Kansas												
at Texas Tech												
Baylor												

SCHWARTZ'S 2016-17 SEASON HIGHS

Points	
Rebounds	
FG	
3FG	
FT	
Assists	
Blocks	
Steals	
Minutes	1 vs. Louisiana Monroe (11-14-16)

SCHWARTZ'S CAREER HIGHS

Points	3 vs. Lipscomb (12-16-14)
Rebounds	1 vs. UTSA (12-8-15)
FG	1 vs. Lipscomb (12-16-14)
3FG	1 vs. Lipscomb (12-16-14)
FT	1 vs. UTSA (12-8-15)
Assists	
Blocks	
Steals	
Minutes	3 vs. UTSA (12-8-15)

30 • Ryan McClurg

SENIOR • FORWARD • 6-6 • 230
KATY, TEXAS (SEVEN LAKES HS)

	2016-17	Career
Games Played	3	10
Games Started	0	0
Double-Doubles	0	0
Double-Digit Scoring Games	0	0
20-Point Games	0	0
30-Point Games	0	0
Double-Digit Rebounding Games	0	0

2016-17 GAME-BY-GAME STATISTICS

Opponent	GP/GS	M	Fg-Fga	3m-3a	Ft-Fta	O-D-Reb	PF	A	TO	B	S	Pts
Incarate Word	*/-	6	0-0	0-0	0-0	0-0-0	2	0	0	0	0	0
UL Monroe	*/-	1	0-0	0-0	0-0	0-0-0	0	0	0	0	0	0
E. Washington	*/-	5	0-0	0-0	2-2	0-0-0	0	0	0	0	0	2
vs. Northwestern						-did not play-						
vs. Colorado						-did not play-						
UT Arlington						-did not play-						
Alabama						-did not play-						
at Michigan						-did not play-						
Long Beach St.						-did not play-						
vs. Arkansas						-did not play-						
UAB	*/-	3	0-0	0-0	0-0	0-0-0	2	0	1	0	0	0
Kent State						-did not play-						
at Kansas State						-did not play-						
Oklahoma St.						-did not play-						
Iowa State						-did not play-						
TCU						-did not play-						
West Virginia						-did not play-						
at Baylor						-did not play-						
at Kansas						-did not play-						
Oklahoma						-did not play-						
at Georgia						-did not play-						
Texas Tech						-did not play-						
TCU						-did not play-						
Iowa State						-did not play-						
at Oklahoma St.						-did not play-						
at Oklahoma												
Kansas State												
at West Virginia												
Kansas												
at Texas Tech												
Baylor												

MCCLURG'S 2016-17 SEASON HIGHS

Points _____ 2 vs. Eastern Washington (11-17-16)
Rebounds _____
FG _____
3FG _____
FT _____ 2 vs. Eastern Washington (11-17-16)
Assists _____
Blocks _____
Steals _____
Minutes _____ 6 vs. Incarnate Word (11-11-16)

MCCLURG'S CAREER HIGHS

Points _____ 4 vs. UTSA (12-8-15)
Rebounds _____ 3 vs. Kansas (2-29-16)
FG _____ 2 vs. UTSA (12-8-15)
3FG _____
FT _____ 2 vs. Eastern Washington (11-17-16)
Assists _____ 1 vs. Lipscomb (12-16-14)
Blocks _____
Steals _____
Minutes _____ 6, twice • last vs. Incarnate Word (11-11-16)

31 • Jarrett Allen

FRESHMAN • FORWARD • 6-11 • 235
ROUND ROCK, TEXAS (ST. STEPHEN'S EPISCOPAL SCHOOL)

	2016-17	Career
Games Played	25	25
Games Started	25	25
Double-Doubles	9	9
Double-Digit Scoring Games	18	18
20-Point Games	2	2
30-Point Games	0	0
Double-Digit Rebounding Games	10	10

2016-17 GAME-BY-GAME STATISTICS

Opponent	GP/GS	M	Fg-Fga	3m-3a	Ft-Fta	O-D-Reb	PF	A	TO	B	S	Pts
Incarate Word	*/*	36	7-11	0-0	2-4	3-9-12	2	1	2	2	0	16
UL Monroe	*/*	24	4-5	0-1	0-2	0-3-3	4	0	2	2	1	8
E. Washington	*/*	28	1-5	0-0	4-9	4-5-9	1	4	1	1	0	6
vs. Northwestern	*/*	23	2-6	0-0	1-3	2-3-5	2	1	5	0	0	5
vs. Colorado	*/*	34	6-9	0-0	3-4	4-2-6	1	0	3	1	1	15
UT Arlington	*/*	33	4-10	0-0	5-7	7-5-12	0	2	2	2	0	13
Alabama	*/*	19	4-5	0-0	3-5	0-0-0	4	0	3	1	0	11
at Michigan	*/*	23	3-6	0-0	0-0	2-2-4	5	2	4	1	1	6
Long Beach St.	*/*	31	2-4	0-1	0-0	1-5-6	3	0	2	2	0	4
vs. Arkansas	*/*	33	5-10	0-0	1-4	4-6-10	3	2	2	2	1	11
UAB	*/*	25	8-9	0-0	0-0	3-3-6	0	1	0	0	0	16
Kent State	*/*	31	7-13	0-1	3-7	5-5-10	1	0	2	2	1	17
at Kansas State	*/*	35	6-8	0-0	2-2	4-9-13	1	2	4	1	0	14
Oklahoma St.	*/*	32	2-7	0-0	4-4	2-9-11	3	0	3	2	0	8
Iowa State	*/*	35	5-10	0-0	1-2	0-7-7	2	1	7	3	0	11
TCU	*/*	33	8-14	0-0	2-3	3-6-9	2	0	2	2	1	18
West Virginia	*/*	36	6-7	0-0	7-8	2-5-7	3	1	1	2	0	19
at Baylor	*/*	31	7-10	0-0	3-4	3-7-10	4	0	2	3	0	17
at Kansas	*/*	34	9-14	0-0	4-7	7-12-19	1	0	6	3	0	22
Oklahoma	*/*	36	3-13	0-1	4-6	5-7-12	3	0	5	1	1	10
at Georgia	*/*	28	2-7	0-0	0-1	0-5-5	3	0	2	1	0	4
Texas Tech	*/*	35	8-11	0-0	3-5	3-5-8	3	0	3	0	0	19
TCU	*/*	36	9-14	0-0	4-6	5-4-9	1	2	2	2	3	22
Iowa State	*/*	34	7-11	0-2	3-5	3-6-9	1	0	2	1	0	17
at Oklahoma St.	*/*	31	9-13	0-0	0-7	5-5-10	1	1	3	0	2	18
at Oklahoma												
Kansas State												
at West Virginia												
Kansas												
at Texas Tech												
Baylor												

ALLEN'S 2016-17 SEASON/CAREER HIGHS

Points _____ 22, twice • last at TCU (2-4-17)
Rebounds _____ 19 at Kansas (1-21-17)
FG _____ 9, three times • last at Oklahoma State (2-11-17)
3FG _____
FT _____ 7 vs. West Virginia (1-14-17)
Assists _____ 4 vs. Eastern Washington (11-17-16)
Blocks _____ 3, three times • last at Kansas (1-21-17)
Steals _____ 3 at TCU (2-4-17)
Minutes _____ 36, four times • last at TCU (2-4-17)

32 • Shaquille Cleare

SENIOR • FORWARD • 6-8 • 275

ANDROS, BAHAMAS (THE VILLAGE SCHOOL/MARYLAND)

	2016-17	Career
Games Played	25	58
Games Started	25	25
Double-Doubles	0	0
Double-Digit Scoring Games	10	12
20-Point Games	1	1
30-Point Games	0	0
Double-Digit Rebounding Games	0	0

2016-17 GAME-BY-GAME STATISTICS

Opponent	GP/GS	M	Fg-Fga	3m-3a	Ft-Fta	O-D-Reb	PF	A	TO	B	S	Pts
Incarnate Word	*/*	11	2-3	0-0	1-3	0-3-3	5	0	3	0	0	5
UL Monroe	*/*	22	4-7	0-0	0-0	2-4-6	0	1	2	0	2	8
E. Washington	*/*	13	2-4	0-0	2-2	0-3-3	2	1	1	1	0	6
vs. Northwestern	*/*	17	1-6	0-0	0-0	2-3-5	2	0	1	1	1	2
vs. Colorado	*/*	32	3-8	0-0	2-2	4-3-7	3	0	2	2	1	8
UT Arlington	*/*	13	0-1	0-0	0-0	0-2-2	2	1	0	1	0	0
Alabama	*/*	23	5-9	0-0	1-2	1-3-4	2	1	0	1	0	11
at Michigan	*/*	24	3-5	0-0	0-0	0-4-4	3	0	0	0	0	6
Long Beach St.	*/*	21	3-5	0-0	2-3	1-7-8	1	2	1	0	0	8
vs. Arkansas	*/*	23	3-6	0-0	4-4	4-3-7	4	1	0	2	0	10
UAB	*/*	20	3-4	0-0	4-4	2-4-6	3	1	1	0	0	10
Kent State	*/*	19	2-4	0-0	2-2	3-1-4	2	0	2	0	0	6
at Kansas State	*/*	28	4-7	0-0	2-2	2-4-6	3	1	3	0	0	10
Oklahoma St.	*/*	18	2-5	0-0	4-4	4-3-7	1	1	2	0	0	8
Iowa State	*/*	14	3-7	0-0	0-0	1-6-7	1	0	1	0	0	6
TCU	*/*	17	3-7	0-0	2-2	0-3-3	3	0	1	0	0	8
West Virginia	*/*	33	6-9	0-0	0-0	2-2-4	0	1	2	1	1	12
at Baylor	*/*	25	6-10	0-0	2-2	1-5-6	5	0	2	0	0	14
at Kansas	*/*	22	4-9	0-0	3-4	0-2-2	2	1	3	1	0	11
Oklahoma	*/*	31	10-14	0-0	3-5	5-3-8	3	1	1	2	0	23
at Georgia	*/*	24	4-5	0-0	0-2	0-3-3	5	0	1	0	1	8
Texas Tech	*/*	32	3-10	0-0	0-2	1-2-3	3	0	1	0	0	6
TCU	*/*	21	5-11	0-0	2-3	2-1-3	3	0	2	2	1	12
Iowa State	*/*	24	5-8	0-0	2-5	2-4-6	2	1	0	0	0	12
at Oklahoma St.	*/*	18	1-3	0-1	0-0	1-2-3	2	0	1	0	0	2
at Oklahoma												
Kansas State												
at West Virginia												
Kansas												
at Texas Tech												
Baylor												

CLEARE'S 2016-17 SEASON HIGHS

Points	23 vs. Oklahoma (1-23-17)
Rebounds	8, twice • last vs. Oklahoma (1-23-17)
FG	10 vs. Oklahoma (1-23-17)
3FG	
FT	4, three times • last vs. Oklahoma State (1-4-17)
Assists	2 vs. Long Beach State (12-10-16)
Blocks	2, four times • last at TCU (2-4-17)
Steals	2 vs. Louisiana Monroe (11-14-16)
Minutes	33 vs. West Virginia (1-14-17)

CLEARE'S CAREER HIGHS

Points	23 vs. Oklahoma (1-23-17)
Rebounds	8, three times • last vs. Oklahoma (1-23-17)
FG	10 vs. Oklahoma (1-23-17)
3FG	
FT	5 vs. Washington (11-26-15)
Assists	2 vs. Long Beach State (12-10-16)
Blocks	2, five times • last at TCU (2-4-17)
Steals	2, three times • last vs. Louisiana Monroe (11-14-16)
Minutes	33 vs. West Virginia (1-14-17)

Official Basketball Box Score -- Game Totals -- Final Statistics
Incarnate Word vs Texas
11/11/16 7:01 P.M. at Austin, TX (Erwin Center)

Incarnate Word 73 • 0-1

#	Player	Total		3-Ptr		Rebounds			PF	TP	A TO Blk Stl					Min
		FG-FGA	FG-FGA	FT-FTA	FT-FTA	Off	Def	Tot			A	TO	Blk	Stl		
03	Socks, Simi	f	2-11	0-4	0-0	1	2	3	5	4	2	1	0	0		20
05	Wyatt, Devin	f	3-4	0-0	0-0	2	0	2	5	6	0	1	1	2		14
01	Hart, Jalin	g	3-9	0-4	2-2	0	4	4	3	8	4	1	0	2		24
10	Singleton, Tyler	g	3-10	0-2	3-7	1	3	4	3	9	1	1	0	0		33
41	Johnson, Shawn	g	7-14	4-9	6-6	1	8	9	4	24	1	3	1	2		33
00	Thornton, Myles		0-0	0-0	0-0	0	0	0	0	0	0	0	0	0		2
04	Peevy, Christian		3-8	0-0	0-0	3	1	4	1	6	1	2	0	0		12
15	Burmeister, Sam		3-9	2-3	4-7	1	4	5	3	12	0	0	0	0		35
23	Kite, Jorden		0-1	0-1	4-4	0	0	0	1	4	0	1	0	1		5
24	Johnson, Phillip		0-0	0-0	0-0	0	0	0	1	0	0	0	0	0		5
32	Kite, Jerred		0-4	0-0	0-0	2	4	6	2	0	0	0	0	0		17
	Team					1	1	2			1					
Totals			24-70	6-23	19-26	12	27	39	28	73	9	11	2	7		200

FG % 1st Half: 11-38 28.9% 2nd half: 13-32 40.6% Game: 24-70 34.3% Deadball Rebounds 2,2
3FG % 1st Half: 1-8 12.5% 2nd half: 5-15 33.3% Game: 6-23 26.1%
FT % 1st Half: 8-13 61.5% 2nd half: 11-13 84.6% Game: 19-26 73.1%

Texas 78 • 1-0

#	Player	Total		3-Ptr		Rebounds			PF	TP	A TO Blk Stl					Min
		FG-FGA	FG-FGA	FT-FTA	FT-FTA	Off	Def	Tot			A	TO	Blk	Stl		
31	Allen, Jarrett	f	7-11	0-0	2-4	3	9	12	2	16	1	2	2	0		36
32	Cleare, Shaquille	f	2-3	0-0	1-3	0	3	3	5	5	0	3	0	0		11
01	Jones, Andrew	g	3-7	0-2	4-7	0	6	6	4	10	3	4	0	0		22
05	Yancy, Kendal	g	5-13	1-7	8-9	0	4	4	3	19	1	4	1	4		37
10	Davis Jr., Eric	g	5-13	1-6	5-6	0	6	6	2	16	2	1	0	0		32
03	Young, Jacob		4-7	1-3	1-1	0	1	1	2	10	2	0	0	0		32
04	Banks, James		1-4	0-0	0-0	1	8	9	4	2	1	5	1	2		24
30	McClurg, Ryan		0-0	0-0	0-0	0	0	0	2	0	0	0	0	0		6
	Team					0	1	1								
Totals			27-58	3-18	21-30	4	38	42	24	78	10	15	8	5		200

FG % 1st Half: 16-28 57.1% 2nd half: 11-30 36.7% Game: 27-58 46.6% Deadball Rebounds 7,1
3FG % 1st Half: 2-8 25.0% 2nd half: 1-10 10.0% Game: 3-18 16.7%
FT % 1st Half: 10-15 66.7% 2nd half: 11-15 73.3% Game: 21-30 70.0%

Officials: Kelly Self, Jeff Malham, Andrew Walton
Technical fouls: Incarnate Word-None. Texas-None.
Attendance: 10922

Score by periods	1st	2nd	Total
Incarnate Word	31	42	73
Texas	44	34	78

Points	In Paint	Off T/O	2nd Chance	Fast Break	Bench
UT	26	12	8	6	22
UT	39	12	6	13	12

Last FG - UIW 2nd-00:13, UT 2nd-00:32.
Largest lead - UIW by 5 1st-18:40, UT by 18 2nd-17:25.
UIW led for 05:25. UT led for 33:26. Game was tied for 01:09.

Score tied - 2 times.
Lead changed - 3 times.

Official Basketball Box Score -- Game Totals -- Final Statistics
Louisiana Monroe vs Texas
11/14/16 7:01 P.M. at Austin, Texas (Frank Erwin Center)

Louisiana Monroe 59 • 1-1

#	Player	Total		3-Ptr		Rebounds			PF	TP	A TO Blk Stl					Min
		FG-FGA	FG-FGA	FT-FTA	FT-FTA	Off	Def	Tot			A	TO	Blk	Stl		
01	Munnings, Travis	f	2-13	1-6	4-6	3	7	10	0	9	1	1	0	0		27
30	McDaniel, Sam	f	3-11	1-7	0-0	4	3	7	0	7	1	0	1	0		24
04	Alabakis, Sam	c	2-4	0-0	0-0	4	1	5	4	4	0	1	0	0		14
03	Washington, Marcus	g	1-4	0-2	3-3	1	2	3	3	5	0	1	0	0		18
11	Coppola, Nick	g	3-6	2-5	0-0	0	1	1	2	8	5	0	0	1		36
00	Sandifer, Ramses		1-3	0-1	0-0	0	1	1	0	2	0	1	0	0		6
05	Jean-Pierre, Marvin		5-13	1-3	2-2	2	2	4	4	13	2	1	0	0		26
14	Cooper, Prince		0-0	0-0	0-0	0	1	1	0	0	0	1	0	0		4
22	Richard, Lance		0-0	0-0	0-0	0	0	0	0	0	0	0	0	0		1
23	Harris, Jordon		3-12	3-9	0-0	0	3	3	0	9	2	2	0	0		24
24	Taylor, Roderick		1-2	0-0	0-0	1	1	2	3	2	0	0	0	2		17
25	Martin, Wade		0-1	0-1	0-0	0	2	2	0	0	0	1	0	0		3
	Team					2	2	4								
Totals			21-69	8-34	9-11	17	26	43	16	59	11	9	1	3		200

FG % 1st Half: 9-34 26.5% 2nd half: 12-35 34.3% Game: 21-69 30.4% Deadball Rebounds 1
3FG % 1st Half: 4-17 23.5% 2nd half: 4-17 23.5% Game: 8-34 23.5%
FT % 1st Half: 6-7 85.7% 2nd half: 3-4 75.0% Game: 9-11 81.8%

Texas 80 • 2-0

#	Player	Total		3-Ptr		Rebounds			PF	TP	A TO Blk Stl					Min
		FG-FGA	FG-FGA	FT-FTA	FT-FTA	Off	Def	Tot			A	TO	Blk	Stl		
31	Allen, Jarrett	f	4-5	0-1	0-2	0	3	3	4	8	0	2	2	1		24
32	Cleare, Shaquille	f	4-7	0-0	0-0	2	4	6	0	8	1	2	0	2		22
01	Jones, Andrew	g	3-6	0-2	6-8	1	5	6	0	12	4	1	0	0		23
05	Yancy, Kendal	g	5-6	1-1	1-2	2	1	3	1	12	0	0	0	1		23
10	Davis Jr., Eric	g	2-10	1-6	2-2	1	6	7	0	7	2	0	0	1		24
00	Mack, Tevin		5-9	4-6	0-1	0	2	2	0	14	1	0	0	0		23
02	Hobbs, Isaiah		0-0	0-0	0-0	0	0	0	0	0	0	0	0	0		1
03	Young, Jacob		2-6	1-5	0-0	0	2	2	1	5	3	0	0	0		19
04	Banks, James		1-4	0-0	1-2	1	5	6	2	3	0	0	2	0		17
12	Roach Jr., Kerwin		4-7	0-1	3-4	1	3	4	3	11	2	0	1	0		22
25	Schwartz, Joe		0-0	0-0	0-0	0	0	0	0	0	0	0	0	0		1
30	McClurg, Ryan		0-0	0-0	0-0	0	0	0	0	0	0	0	0	0		1
	Team					1	1	2								
Totals			30-60	7-22	13-21	9	32	41	11	80	13	5	5	5		200

FG % 1st Half: 13-28 46.4% 2nd half: 17-32 53.1% Game: 30-60 50.0% Deadball Rebounds 3
3FG % 1st Half: 3-9 33.3% 2nd half: 4-13 30.8% Game: 7-22 31.8%
FT % 1st Half: 8-11 72.7% 2nd half: 5-10 50.0% Game: 13-21 61.9%

Officials: Joe DeRosa, Kipp Kissinger, Kerby Sitton
Technical fouls: Louisiana Monroe-None. Texas-None.
Attendance: 8953
LEGENDS CLASSIC - AUSTIN REGIONAL ROUND - GAME 1

Score by periods	1st	2nd	Total
Louisiana Monroe	28	31	59
Texas	37	43	80

Points	In Paint	Off T/O	2nd Chance	Fast Break	Bench
ULM	18	5	12	2	26
UT	40	13	11	18	33

Last FG - ULM 2nd-00:22, UT 2nd-03:21.
Largest lead - ULM by 2 1st-13:49, UT by 30 2nd-02:51.
ULM led for 02:20. UT led for 36:54. Game was tied for 00:46.

Score tied - 1 time.
Lead changed - 6 times.

Official Basketball Box Score -- Game Totals -- Final Statistics
Eastern Washington vs Texas
11/17/16 7:01 P.M. at Austin, TX (Frank Erwin Center)

Eastern Washington 52 • 1-2

#	Player	Total		3-Ptr		Rebounds			PF	TP	A TO Blk Stl					Min
		FG-FGA	FG-FGA	FT-FTA	FT-FTA	Off	Def	Tot			A	TO	Blk	Stl		
24	WILEY, Jacob	f	4-7	0-0	2-2	2	2	4	5	10	0	3	1	0		21
44	VON HOFE, Felix	f	3-9	2-6	0-0	0	3	3	2	8	0	1	0	0		28
00	HARRELL, Julian	g	0-5	0-2	0-0	1	0	1	1	0	1	1	0	1		16
04	WASHINGTON, Sir	g	0-3	0-1	0-0	1	4	5	0	0	1	5	0	0		21
32	BLIZNYUK, Bogdan	g	10-21	1-5	1-1	1	4	5	3	22	3	2	0	0		36
02	GIBSON, Ty		0-0	0-0	0-0	0	1	1	1	0	1	0	0	0		8
05	WEARNE, Michael		0-1	0-1	0-0	0	1	1	0	0	0	1	0	0		7
13	VULIKIC, Luka		0-1	0-0	0-0	0	2	2	0	0	0	1	0	1		12
14	PEATLING, Mason		3-7	0-2	0-1	0	2	2	3	6	0	0	1	1		21
20	BENZEL, Cody		0-1	0-1	0-0	0	0	0	1	0	0	0	0	0		8
34	HUNT, Jesse		2-5	0-2	0-0	1	3	4	5	4	0	1	0	0		12
40	McKAY, Jeremy		0-0	0-0	2-2	1	0	1	2	2	0	1	1	0		4
42	SOTO, Mario		0-1	0-1	0-0	0	0	0	0	0	0	0	0	0		6
	Team					1	1	2								
Totals			22-61	3-21	5-6	8	23	31	23	52	6	16	3	3		200

FG % 1st Half: 10-27 37.0% 2nd half: 12-34 35.3% Game: 22-61 36.1% Deadball Rebounds 0,1
3FG % 1st Half: 2-7 28.6% 2nd half: 1-14 7.1% Game: 3-21 14.3%
FT % 1st Half: 2-3 66.7% 2nd half: 3-3 100.0% Game: 5-6 83.3%

Texas 85 • 3-0

#	Player		Total		3-Ptr		Rebounds			PF	TP	A TO Blk Stl				Min
			FG-FGA	FG-FGA	FT-FTA	Off	Def	Tot	A			TO	Blk	Stl		
31	Allen, Jarrett	f	1-5	0-0	4-9	4	5	9	1	6	4	1	1	0	28	
32	Cleare, Shaquille	f	2-4	0-0	2-2	0	3	3	2	6	1	1	1	0	13	
05	Yancy, Kendal	g	3-5	2-3	2-2	1	3	4	1	10	1	0	1	0	28	
10	Davis Jr., Eric	g	4-11	2-7	0-0	1	4	5	1	10	2	0	0	0	22	
12	Roach Jr., Kerwin	g	4-7	1-2	2-2	0	6	6	2	11	4	1	0	2	23	
00	Mack, Tevin		6-13	4-8	3-5	2	1	3	2	19	0	1	0	0	21	
01	Jones, Andrew		6-10	2-5	3-3	0	4	4	2	17	2	3	0	3	21	
03	Young, Jacob		0-4	0-4	0-0	0	0	0	2	0	1	3	0	0	19	
04	Banks, James		2-3	0-0	0-0	3	1	4	0	4	2	1	3	1	20	
30	McClurg, Ryan		0-0	0-0	2-2	0	0	0	0	2	0	0	0	0	5	
	Team					1	5	6								
	Totals		28-62	11-29	18-25	12	32	44	13	85	17	11	6	6	200	

Official Basketball Box Score -- Game Totals -- Final Statistics
Texas vs Colorado
11/22/16 3:30 p.m. at Barclays Center (Brooklyn, NY)

Texas 54 • 3-2

#	Player	Total		3-Ptr		Rebounds			PF	TP	A TO Blk Stl				Min
		FG-FGA	FG-FGA	FT-FTA	FT-FTA	Off	Def	Tot			A	TO	Blk	Stl	
31	ALLEN, Jarrett	f	6-9	0-0	3-4	4	2	6	1	15	0	3	1	1	34
32	CLEARE, Shaquille	f	3-8	0-0	2-2	4	3	7	3	8	0	2	2	1	32
05	YANCY, Kendal	g	0-3	0-1	1-2	1	3	4	3	1	0	1	0	2	22
10	DAVIS JR., Eric	g	3-11	1-6	0-0	1	0	1	1	7	1	1	0	1	31
12	ROACH JR., Kerwin	g	6-16	1-4	3-4	0	2	2	3	16	1	1	0	0	30
00	MACK, Tevin		1-6	1-6	0-0	1	1	2	0	3	1	3	1	0	29
01	JONES, Andrew		2-4	0-0	0-0	0	6	6	0	4	1	0	1	0	19
03	YOUNG, Jacob		0-0	0-0	0-0	0	0	0	0	0	0	0	0	0	3
Team						1	3	4							
Totals			21-57	3-17	9-12	12	20	32	11	54	4	11	5	5	200
FG % 1st Half: 11-27 40.7% 2nd half: 10-30 33.3% Game: 21-57 36.8%															
3FG % 1st Half: 1-7 14.3% 2nd half: 2-10 20.0% Game: 3-17 17.6%															
FT % 1st Half: 1-2 50.0% 2nd half: 8-10 80.0% Game: 9-12 75.0%															
Deadball Rebounds 2															

Colorado 68 • 4-1

#	Player	Total		3-Ptr		Rebounds			PF	TP	A TO Blk Stl				Min
		FG-FGA	FG-FGA	FT-FTA	FT-FTA	Off	Def	Tot			A	TO	Blk	Stl	
01	GORDON, Wesley	f	3-11	0-0	0-0	4	5	9	3	6	2	1	2	2	30
11	JOHNSON, Xavier	f	3-8	1-1	0-0	2	1	3	3	7	1	0	0	0	25
21	WHITE, Derrick	g	7-10	1-1	1-1	1	4	5	2	16	2	3	2	2	33
24	KING, George	g	5-9	1-2	1-1	5	8	13	0	12	1	3	0	0	32
44	FORTUNE, Josh	g	4-10	1-5	2-2	1	1	2	3	11	1	3	0	0	27
00	AKYAZILI, Thomas		3-4	0-0	0-0	0	0	0	0	6	0	0	0	1	13
05	BROWN, Deleon		1-1	1-1	0-1	0	0	0	0	3	0	1	0	0	5
14	MILLER, Tory		2-4	0-0	0-0	0	2	2	3	4	0	0	1	0	13
23	PETERS, Bryce		0-4	0-1	0-0	1	0	1	1	0	0	2	0	1	11
25	SEWERT, Lucas		1-4	1-3	0-0	1	1	2	0	3	0	0	0	1	11
Totals			29-65	6-14	4-5	17	24	41	15	68	7	13	5	7	200
FG % 1st Half: 14-38 36.8% 2nd half: 15-27 55.6% Game: 29-65 44.6%															
3FG % 1st Half: 3-8 37.5% 2nd half: 3-6 50.0% Game: 6-14 42.9%															
FT % 1st Half: 2-3 66.7% 2nd half: 2-2 100.0 Game: 4-5 80.0%															
Deadball Rebounds 0,1															

Officials: Ed Corbett, Tom Courtney, Brandon Cruz
Technical fouls: Texas-None. Colorado-None.
Attendance:
2016 Legends Classic - Consolation Game

Score by periods	1st	2nd	Total
Texas	24	30	54
Colorado	33	35	68

Last FG - UT 2nd-03:53, COLO 2nd-00:11.
Largest lead - UT by 2 1st-18:37, COLO by 14 2nd-00:11.
UT led for 00:24. COLO led for 37:09. Game was tied for 02:27.

Score tied - 3 times.
Lead changed - 1 time.

Official Basketball Box Score -- Game Totals -- Final Statistics
UT Arlington vs Texas
11/29/16 7:02 P.M. at Austin, TX (Frank Erwin Center)

UT Arlington 72 • 5-3

#	Player	Total		3-Ptr		Rebounds			PF	TP	A TO Blk Stl				Min
		FG-FGA	FG-FGA	FT-FTA	FT-FTA	Off	Def	Tot			A	TO	Blk	Stl	
25	Hervy, Kevin	f	6-15	1-6	5-7	1	9	10	0	18	3	3	0	2	31
45	Bilbao, Jorge	f	4-7	0-1	2-2	3	4	7	4	10	0	1	3	2	25
01	Neal, Erick	g	2-7	1-4	3-4	0	2	2	2	8	4	4	0	2	31
04	Charles, Drew	g	4-6	4-6	0-0	3	1	4	1	12	0	1	0	0	15
10	Jones, Jalen	g	4-7	1-4	1-2	0	1	1	1	10	0	2	0	1	25
02	Bryant, DJ		0-0	0-0	0-0	0	0	0	0	0	3	0	0	0	11
03	Hawkins, Nathan		0-4	0-3	0-0	0	5	5	4	0	0	2	0	0	15
05	Wilson, Kaelon		4-6	0-2	0-0	1	1	2	2	8	0	1	0	1	23
13	Kiris, Erkam		0-0	0-0	0-0	0	0	0	0	0	0	0	0	0	1
15	Muirhead, Scott		0-1	0-0	0-0	0	0	0	1	0	0	0	0	0	1
20	Harris, Julian		1-1	0-0	0-1	2	0	2	2	2	1	1	0	1	9
22	Kabadyundi, Link		0-0	0-0	0-2	1	0	1	0	0	0	1	0	0	5
30	Binzer, Patrick		1-1	0-0	0-0	0	0	0	0	2	0	0	0	0	1
34	Pope, Faith		1-3	0-0	0-0	0	2	2	0	2	1	0	0	0	7
Team						3	2	5							
Totals			27-58	7-26	11-18	14	27	41	17	72	12	16	3	9	200
FG % 1st Half: 11-30 36.7% 2nd half: 16-28 57.1% Game: 27-58 46.6%															
3FG % 1st Half: 2-14 14.3% 2nd half: 5-12 41.7% Game: 7-26 26.9%															
FT % 1st Half: 6-11 54.5% 2nd half: 5-7 71.4% Game: 11-18 61.1%															
Deadball Rebounds 2															

Texas 61 • 3-3

#	Player	Total		3-Ptr		Rebounds			PF	TP	A TO Blk Stl				Min
		FG-FGA	FG-FGA	FT-FTA	FT-FTA	Off	Def	Tot			A	TO	Blk	Stl	
31	Allen, Jarrett	f	4-10	0-0	5-7	7	5	12	0	13	2	2	2	0	33
32	Cleare, Shaquille	f	0-1	0-0	0-0	0	2	2	2	0	1	0	1	0	13
05	Yancy, Kendal	g	1-2	0-0	0-2	1	2	3	1	2	0	1	0	1	16
10	Davis Jr., Eric	g	0-8	0-6	0-2	1	1	2	3	0	2	2	0	2	20
12	Roach Jr., Kerwin	g	8-14	0-2	0-0	0	2	2	2	16	2	6	1	3	31
00	Mack, Tevin		8-14	1-5	2-3	3	4	7	2	19	0	1	0	1	30
01	Jones, Andrew		1-5	1-4	2-2	1	2	3	4	5	3	2	0	3	23
03	Young, Jacob		1-6	1-6	0-0	0	2	2	1	3	2	0	0	0	21
04	Banks, James		1-1	0-0	1-2	1	0	1	3	3	0	2	2	0	13
Team						0	1	1							
Totals			24-61	3-23	10-18	14	21	35	18	61	12	16	6	10	200
FG % 1st Half: 10-34 29.4% 2nd half: 14-27 51.9% Game: 24-61 39.3%															
3FG % 1st Half: 2-15 13.3% 2nd half: 1-8 12.5% Game: 3-23 13.0%															
FT % 1st Half: 5-11 45.5% 2nd half: 5-7 71.4% Game: 10-18 55.6%															
Deadball Rebounds 4,1															

Officials: Gerry Pollard, Chris Rastatter, Antonio Petty
Technical fouls: UT Arlington-None. Texas-None.
Attendance: 9812

Score by periods	1st	2nd	Total
UT Arlington	30	42	72
Texas	27	34	61

Last FG - UTA 2nd-00:12, UT 2nd-00:19.
Largest lead - UTA by 16 2nd-06:45, UT by 9 1st-09:41.
UTA led for 20:07. UT led for 18:13. Game was tied for 01:32.

Score tied - 1 time.
Lead changed - 1 time.

Official Basketball Box Score -- Game Totals -- Final Statistics
Alabama vs Texas
12/02/16 8:40 P.M. at Austin, TX (Frank Erwin Center)

Alabama 68 • 4-3

#	Player		Total		3-Ptr	Rebounds					PF	TP	A TO Blk Stl				Min
			FG-FGA	FG-FGA	FT-FTA	Off	Def	Tot	A	TO			Blk	Stl			
00	King, Nick	f	1-2	1-1	0-0	0	1	1	1	3	0	1	0	0	0	15	
10	Taylor, Jimmie	f	1-4	0-0	0-0	1	1	2	2	2	0	2	2	0	0	15	
25	Key, Braxton	f	3-11	1-5	2-6	1	6	7	4	9	1	1	0	0	0	34	
03	Collins, Corban	g	3-5	3-5	0-0	0	0	0	0	2	9	2	1	0	0	29	
12	Ingram, Dazon	g	5-10	1-3	1-2	1	5	6	2	12	6	3	0	2	3	33	
01	Norris, Riley		3-6	1-4	2-2	2	1	3	2	9	2	1	0	1	1	26	
05	Johnson Jr, Avery		4-6	2-4	0-0	1	0	1	3	10	0	3	0	0	0	16	
11	Hale, Shannon		3-7	1-3	2-2	0	0	0	5	9	0	0	0	0	0	12	
21	Olaniyan, Bola		0-0	0-0	0-0	0	0	0	0	0	0	0	0	0	0	1	
22	Davis, Ar'Mond		0-1	0-1	0-0	0	0	0	0	0	0	0	0	0	0	0+	
35	Hall, Donta		1-1	0-0	3-6	1	4	5	3	5	1	0	4	0	0	19	
Team						0	2	2									
Totals			24-53	10-26	10-18	7	20	27	24	68	12	12	6	3	200		

Official Basketball Box Score -- Game Totals -- Final Statistics
Long Beach State vs Texas
12/10/16 5:05 P.M. at Austin, TX (Frank Erwin Center)

Long Beach State 65 • 2-10

#	Player	Total		3-Ptr		Rebounds			PF	TP	A TO Blk Stl				Min
		FG-FGA	FG-FGA	FT-FTA	FT-FTA	Off	Def	Tot			A	TO	Blk	Stl	
00	Levin, Gabe	f	3-9	0-2	2-2	4	2	6	2	8	1	1	1	1	29
05	Riggins, Mason	f	0-1	0-0	0-0	2	1	3	2	0	0	0	0	0	17
35	Jackson, Javonttie	f	1-5	0-0	0-0	2	2	4	1	2	0	0	0	0	17
01	Payne, Evan	g	9-20	8-14	0-1	0	5	5	1	26	0	1	0	0	35
21	Bibbins, Justin	g	4-10	1-4	0-0	1	3	4	4	9	7	6	0	3	39
02	Jackson, Loren		0-1	0-1	0-0	0	0	0	1	0	1	1	0	0	3
03	Blackwell, Noah		3-8	2-5	0-0	1	4	5	1	8	0	1	0	0	22
04	Yussuf, Temidayo		2-5	0-0	2-2	1	1	2	5	6	1	0	2	0	14
11	Griffin, Jordan		1-2	0-1	0-0	0	0	0	0	2	0	0	0	0	5
22	Williams, LaRond		0-0	0-0	0-0	0	2	2	1	0	0	1	0	0	6
23	Prince, Roschon		1-2	0-0	2-2	0	5	5	1	4	2	0	0	0	13
Team						4	1	5			1				
Totals			24-63	11-27	6-7	15	26	41	19	65	12	12	3	4	200
FG % 1st Half: 12-29		41.4%	2nd half: 12-34		35.3%	Game: 24-63		38.1%	Deadball Rebounds						
3FG % 1st Half: 6-12		50.0%	2nd half: 5-15		33.3%	Game: 11-27		40.7%							
FT % 1st Half: 4-5		80.0%	2nd half: 2-2		100.0	Game: 6-7		85.7%							

Texas 71 • 5-4

#	Player	Total		3-Ptr		Rebounds			PF	TP	A TO Blk Stl				Min
		FG-FGA	FG-FGA	FT-FTA	FT-FTA	Off	Def	Tot			A	TO	Blk	Stl	
31	Allen, Jarrett	f	2-4	0-1	0-0	1	5	6	3	4	0	2	2	0	31
32	Cleare, Shaquille	f	3-5	0-0	2-3	1	7	8	1	8	2	1	0	0	21
00	Mack, Tevin	g	5-11	2-5	6-8	1	3	4	3	18	1	1	1	0	32
01	Jones, Andrew	g	1-3	0-2	0-0	0	0	0	0	2	1	0	0	1	15
12	Roach Jr., Kerwin	g	3-8	2-4	1-3	1	1	2	4	9	4	2	1	1	25
03	Young, Jacob		1-4	1-3	0-0	0	1	1	1	3	2	0	0	1	16
04	Banks, James		0-0	0-0	0-0	0	0	0	1	0	0	2	2	1	12
05	Yancy, Kendal		4-10	1-3	2-2	3	2	5	1	11	1	1	0	0	23
10	Davis Jr., Eric		4-8	3-7	5-6	0	2	2	1	16	2	0	0	0	25
Team						3	3	6							
Totals			23-53	9-25	16-22	10	24	34	15	71	13	9	6	4	200
FG % 1st Half: 9-27		33.3%	2nd half: 14-26		53.8%	Game: 23-53		43.4%	Deadball Rebounds						
3FG % 1st Half: 5-14		35.7%	2nd half: 4-11		36.4%	Game: 9-25		36.0%							
FT % 1st Half: 5-9		55.6%	2nd half: 11-13		84.6%	Game: 16-22		72.7%							

Officials: Doug Simmons, Paul Janssen, Rodrick Dixon
Technical fouls: Long Beach State-None. Texas-None.
Attendance: 10173

Score by periods	1st	2nd	Total
Long Beach State	34	31	65
Texas	28	43	71

Last FG - LBSU 2nd-00:21, UT 2nd-02:35.
Largest lead - LBSU by 12 2nd-17:52, UT by 10 2nd-02:35.
LBSU led for 27:30. UT led for 09:28. Game was tied for 02:58.

Official Basketball Box Score -- Game Totals -- Final Statistics
Arkansas vs Texas
12/17/16 1:30 PM at Toyota Center (Houston, TX)

Arkansas 77 • 9-1

#	Player	Total		3-Ptr		Rebounds			PF	TP	A TO Blk Stl				Min
		FG-FGA	FG-FGA	FT-FTA	FT-FTA	Off	Def	Tot			A	TO	Blk	Stl	
00	Jaylen Barford	*	4-10	0-3	3-3	0	3	3	4	11	3	2	1	1	26
04	Daryl Macon	*	4-12	1-5	14-14	1	3	4	1	23	3	1	0	1	29
13	Dustin Thomas	*	0-3	0-0	0-0	2	1	3	4	0	0	0	1	0	21
21	Manuale Watkins	*	3-4	0-0	0-0	1	3	4	2	6	0	1	0	1	20
33	Moses Kingsley	*	2-8	0-0	3-3	1	9	10	1	7	0	2	5	0	32
01	Trey Thompson		1-4	0-0	1-2	2	1	3	2	3	0	0	0	0	8
03	Dusty Hannahs		5-11	3-6	2-3	0	0	0	3	15	1	2	0	2	24
05	Arlando Cook		1-1	0-0	4-4	0	2	2	4	6	1	0	1	1	17
31	Anton Beard		2-9	0-2	2-2	2	3	5	3	6	2	2	0	0	23
Team						4	3	7							
Totals			22-62	4-16	29-31	13	28	41	24	77	10	10	8	6	200
FG % 1st Half: 9-34		26.5%	2nd half: 13-28		46.4%	Game: 22-62		35.5%	Deadball Rebounds						
3FG % 1st Half: 1-9		11.1%	2nd half: 3-7		42.9%	Game: 4-16		25.0%							
FT % 1st Half: 11-12		91.7%	2nd half: 18-19		94.7%	Game: 29-31		93.5%							

Texas 74 • 5-5

#	Player	Total		3-Ptr		Rebounds			PF	TP	A TO Blk Stl				Min
		FG-FGA	FG-FGA	FT-FTA	FT-FTA	Off	Def	Tot			A	TO	Blk	Stl	
00	Tevin Mack	*	7-16	4-8	2-7	4	8	12	1	20	1	2	0	0	38
01	Andrew Jones	*	4-6	1-3	8-11	0	2	2	4	17	7	2	0	3	32
12	Kerwin Roach Jr.	*	5-12	0-1	2-4	1	2	3	4	12	1	2	0	1	27
31	Jarrett Allen	*	5-10	0-0	1-4	4	6	10	3	11	2	2	2	1	33
32	Shaquille Cleare	*	3-6	0-0	4-4	4	3	7	4	10	1	0	2	0	23
03	Jacob Young		0-2	0-1	0-0	0	1	1	4	0	1	2	0	0	12
04	James Banks		1-2	0-0	0-0	0	1	1	2	2	0	0	1	0	8
05	Kendal Yancy		0-4	0-2	2-2	0	1	1	0	2	0	1	1	0	11
10	Eric Davis Jr.		0-4	0-2	0-0	0	2	2	1	0	0	1	1	0	16
Team						4	2	6							
Totals			25-62	5-17	19-32	17	28	45	23	74	13	12	7	5	200
FG % 1st Half: 13-32		40.6%	2nd half: 12-30		40.0%	Game: 25-62		40.3%	Deadball Rebounds						
3FG % 1st Half: 3-9		33.3%	2nd half: 2-8		25.0%	Game: 5-17		29.4%							
FT % 1st Half: 6-10		60.0%	2nd half: 13-22		59.1%	Game: 19-32		59.4%							

Officials: Joe DeRosa, Pat Adams, Kerby Sittton
Technical fouls: Arkansas-None. Texas-None.
Attendance: 8777

Score by periods	1st	2nd	Total
Arkansas	30	47	77
Texas	35	39	74

Last FG - AR 2nd-02:28, UT 2nd-00:17.
Largest lead - AR by 9 2nd-11:58, UT by 7 1st-12:35.
AR led for 15:20. UT led for 02:22. Game was tied for 02:05.

Official Basketball Box Score -- Game Totals -- Final Statistics
Alabama Birmingham vs Texas
12/21/2016 7:01 P.M. at Austin, TX (Frank Erwin Center)

Alabama Birmingham 60 - 6-6

##	Player	S	Total		3-Ptr		Rebounds			PF	TP	A TO Blk Stl				Min
			FG	FGA	3PT	FG-3GA	FT	FTA	Off			Def	Tot	Reb	A	
00	BAXTER,HAKEEM	g	2-7	0-1	4-5	2	3	5	2	8	1	2	0	0	22	
03	COKLEY,CHRIS	f	1-3	0-0	0-2	2	3	5	3	2	2	2	1	0	13	
05	LAVENDER,DEION	g	1-4	0-0	1-2	0	4	4	0	3	3	5	0	1	21	
11	WILLIAMS,DIRK	g	5-10	1-5	2-2	1	2	3	0	13	4	0	1	0	29	
34	LEE,WILLIAM	f	2-9	0-3	0-0	0	2	2	0	4	0	2	2	0	22	
01	WATTS,DENZELL		1-3	1-2	0-0	0	0	0	1	3	1	0	0	2	14	
10	WILLIAMS,JAVIEN		0-2	0-1	0-0	0	1	1	0	0	1	0	0	0	13	
13	DARLING,NATE		3-3	1-1	0-0	0	1	1	1	7	1	1	0	1	19	
21	MEHINTI,TOSIN		2-4	0-0	2-2	0	2	2	2	6	0	1	0	0	21	
22	MADISON,TYLER		2-4	0-0	4-5	1	1	2	2	8	0	1	0	1	16	
33	SMALLWOOD,THOMAS		3-4	0-1	0-1	2	0	2	2	6	1	0	0	0	10	
TEAM						0	1	1	0							
TOTALS			22-53	3-14	13-19	8	20	28	13	60	10	18	3	6	200	
Deadball Rebounds: 3.0																
FG %	1st Half:	9-26	34.6%	2nd Half:	13-27	48.1%	Game:		22-53	41.5%						
3FG %	1st Half:	4-6	16.7%	2nd Half:	3-8	25.0%	Game:		3-14	21.4%						
FT %	1st Half:	8-12	66.7%	2nd Half:	5-7	71.4%	Game:		13-19	68.4%						

<

Official Basketball Box Score -- Game Totals -- Final Statistics
Texas vs Kansas State
12/30/16 7:05 p.m. CT at Manhattan, Kan. - Bramlage Coliseum

Texas 62 • 6-7 (0-1)

#	Player	Total		3-Ptr		Rebounds			PF	TP	A TO Blk Stl					Min
		FG-FGA	FG-FGA	FT-FTA	FT-FTA	Off	Def	Tot			A	TO	Blk	Stl		
31	Allen, Jarrett	f	6-8	0-0	2-2	4	9	13	1	14	2	4	1	0		35
32	Cleare, Shaquille	f	4-7	0-0	2-2	2	4	6	3	10	1	3	0	0		28
00	Mack, Tevin	g	4-13	1-7	0-0	0	2	2	3	9	1	0	2	1		34
01	Jones, Andrew	g	3-5	1-2	0-0	0	0	0	3	7	2	4	1	2		26
12	Roach Jr., Kerwin	g	3-9	1-3	3-8	1	3	4	5	10	4	3	0	1		31
03	Young, Jacob		2-5	2-4	0-0	0	0	0	4	6	0	0	0	0		13
04	Banks, James		1-1	0-0	0-0	1	0	1	4	2	0	1	0	0		8
05	Yancy, Kendal		0-1	0-0	0-0	0	1	1	0	0	0	0	0	1		4
10	Davis Jr., Eric		2-5	0-2	0-0	0	4	4	3	4	2	2	0	0		21
Team						2	3	5								
Totals			25-54	5-18	7-12	10	26	36	26	62	12	17	4	5		200

FG % 1st Half: 11-33 33.3% 2nd half: 14-21 66.7% Game: 25-54 46.3% Deadball Rebounds 3
3FG % 1st Half: 2-10 20.0% 2nd half: 3-8 37.5% Game: 5-18 27.8%
FT % 1st Half: 5-6 83.3% 2nd half: 2-6 33.3% Game: 7-12 58.3%

Kansas State 65 • 12-1 (1-0)

#	Player	Total		3-Ptr		Rebounds			PF	TP	A TO Blk Stl					Min
		FG-FGA	FG-FGA	FT-FTA	FT-FTA	Off	Def	Tot			A	TO	Blk	Stl		
04	JOHNSON, D.J.	f	2-4	0-0	5-6	1	2	3	2	9	2	3	1	1		31
32	WADE, Dean	f	7-10	2-4	2-3	1	1	2	3	18	2	1	1	1		30
03	STOKES, Kamau	g	2-10	2-5	9-10	0	1	1	3	15	6	2	0	1		39
05	BROWN, Barry	g	2-11	0-5	3-6	3	4	7	3	7	1	0	0	4		34
25	IWUNDU, Wesley	g	4-9	1-4	7-8	0	7	7	0	16	2	1	0	2		37
01	ERVIN II, Carlb	e	0-1	0-0	0-0	0	1	1	0	0	0	2	1	1		9
11	PATRICK, Brian		0-1	0-1	0-0	0	0	0	0	0	0	1	0	0		4
20	SNEED, Xavier		0-1	0-1	0-0	0	3	3	2	0	1	3	0	1		11
35	BUDKE, Austin		0-0	0-0	0-0	0	0	0	3	0	0	0	0	1		5
Team						3	2	5								
Totals			17-47	5-20	26-33	8	21	29	16	65	14	12	4	12		200

FG % 1st Half: 8-21 38.1% 2nd half: 9-26 34.6% Game: 17-47 36.2% Deadball Rebounds 3
3FG % 1st Half: 1-9 11.1% 2nd half: 4-11 36.4% Game: 5-20 25.0%
FT % 1st Half: 15-19 78.9% 2nd half: 11-14 78.6% Game: 26-33 78.8%

Officials: Tom Eades, Kelly Self, Gerry Pollard
Technical fouls: Texas-Mack, Tevin. Kansas State-BROWN, Barry.
Attendance: 12528
Big 12 Opener for both schools.

Score by periods	1st	2nd	Total
Texas	29	33	62
Kansas State	32	33	65

	Points	In Paint	Off T/O	2nd Chance	Fast Break	Bench
UT	38	11	8	4	12	
KS	18	14	3	7	0	

Last FG - UT 2nd-00:02, KS 2nd-04:34.
Largest lead - UT by 7 1st-16:57, KS by 13 2nd-07:23.
UT led for 06:50. KS led for 32:02. Game was tied for 01:08.
Score tied - 3 times.
Lead changed - 5 times.

Official Basketball Box Score -- Game Totals -- Final Statistics
Oklahoma State vs Texas
01/04/17 7:01 P.M. at Austin, TX (Frank Erwin Center)

Oklahoma State 79 • 10-4, 0-2

#	Player	Total		3-Ptr		Rebounds			PF	TP	A TO Blk Stl					Min
		FG-FGA	FG-FGA	FT-FTA	FT-FTA	Off	Def	Tot			A	TO	Blk	Stl		
23	Hammonds, Leyton	f	1-5	0-4	5-6	1	4	5	3	7	0	0	0	1		26
30	Carroll, Jeffrey	f	11-18	2-5	0-0	2	5	7	3	24	3	1	0	0		37
14	N'Guessan, Lucas	c	2-3	0-0	0-0	1	1	2	4	4	0	1	0	0		11
01	Evans, Jawun	g	5-10	2-3	7-7	0	3	3	5	19	4	5	0	1		29
13	Forte, Phil	g	2-12	2-7	3-4	1	2	3	2	9	2	1	0	1		38
00	Averette, Brandon		1-3	1-1	0-0	1	2	3	2	3	0	0	0	0		8
04	Dziagwa, Thomas		3-6	1-4	0-0	0	0	0	0	7	3	2	0	0		14
12	McGriff, Cameron		1-4	0-1	4-6	2	1	3	4	6	0	1	0	1		17
24	Dillard, Davon		0-0	0-0	0-0	0	0	0	0	0	0	0	0	0		1
34	Lienhard, Will		0-0	0-0	0-0	0	1	1	1	0	0	0	0	0		4
41	Solomon, Mitchell		0-0	0-0	0-0	0	4	4	4	0	0	0	2	0		15
Team						1	0	1								
Totals			26-61	8-25	19-23	9	23	32	28	79	12	11	2	4		200

FG % 1st Half: 15-32 46.9% 2nd half: 11-29 37.9% Game: 26-61 42.6% Deadball Rebounds 1,1
3FG % 1st Half: 3-11 27.3% 2nd half: 5-14 35.7% Game: 8-25 32.0%
FT % 1st Half: 6-7 85.7% 2nd half: 13-16 81.3% Game: 19-23 82.6%

Texas 82 • 7-7, 1-1

#	Player	Total		3-Ptr		Rebounds			PF	TP	A TO Blk Stl					Min
		FG-FGA	FG-FGA	FT-FTA	FT-FTA	Off	Def	Tot			A	TO	Blk	Stl		
31	Allen, Jarrett	f	2-7	0-0	4-4	2	9	11	3	8	0	3	2	0		32
32	Cleare, Shaquille	f	2-5	0-0	4-4	4	3	7	1	8	1	2	0	0		18
00	Mack, Tevin	g	10-17	4-7	3-5	1	3	4	1	27	1	2	1	0		39
01	Jones, Andrew	g	2-11	0-4	6-10	1	3	4	3	10	2	0	0	1		28
12	Roach Jr., Kerwin	g	3-3	0-0	5-6	0	5	5	4	11	6	2	1	2		36
03	Young, Jacob		1-4	0-2	0-0	0	0	0	4	2	1	1	0	0		14
04	Banks, James		0-2	0-0	0-0	0	1	1	2	0	0	0	2	0		5
10	Davis Jr., Eric		5-8	3-6	3-4	1	0	1	3	16	0	1	0	1		28
Team						1	3	4								
Totals			25-57	7-19	25-33	10	27	37	21	82	11	11	6	4		200

FG % 1st Half: 10-28 35.7% 2nd half: 15-29 51.7% Game: 25-57 43.9% Deadball Rebounds 6,2
3FG % 1st Half: 3-11 27.3% 2nd half: 4-8 50.0% Game: 7-19 36.8%
FT % 1st Half: 14-17 82.4% 2nd half: 11-16 68.8% Game: 25-33 75.8%

Officials: Ray Natili, Michael Greenstein, Kerby Sitton
Technical fouls: Oklahoma State-None. Texas-None.
Attendance: 9753

Score by periods	1st	2nd	Total
Oklahoma State	39	40	79
Texas	37	45	82

	Points	In Paint	Off T/O	2nd Chance	Fast Break	Bench
OSU	28	19	8	9	16	
UT	28	19	13	16	18	

Last FG - OSU 2nd-00:01, UT 2nd-00:24.
Largest lead - OSU by 7 2nd-18:43, UT by 11 2nd-11:32.
OSU led for 14:36. UT led for 22:03. Game was tied for 03:21.
Score tied - 5 times.
Lead changed - 9 times.

Official Basketball Box Score -- Game Totals -- Final Statistics
Texas vs Iowa State
01-07-17 8:15 p.m. at Hilton Coliseum - Ames, Iowa

Texas 70 • 7-8, 1-2 Big 12

#	Player	Total		3-Ptr		Rebounds			PF	TP	A TO Blk Stl					Min
		FG-FGA	FG-FGA	FT-FTA	FT-FTA	Off	Def	Tot			A	TO	Blk	Stl		
00	Mack, Tevin	*	6-13	2-6	1-2	3	3	6	2	15	1	2	1	0		34
01	Jones, Andrew	*	5-7	2-3	2-3	0	7	7	2	14	2	3	0	0		29
12	Roach Jr., Kerwin	*	7-9	4-4	3-6	1	1	2	3	21	5	3	1	1		37
31	Allen, Jarrett	*	5-10	0-0	1-2	0	7	7	2	11	1	7	3	0		35
32	Cleare, Shaquille	*	3-7	0-0	0-0	1	6	7	1	6	0	1	0	0		14
03	Young, Jacob		0-2	0-2	1-1	1	2	3	2	1	2	2	0	1		24
04	Banks, James		0-0	0-0	0-2	0	0	0	0	0	0	0	1	0		8
10	Davis Jr., Eric		1-3	0-1	0-0	0	1	1	2	2	1	1	0	0		19
Team						1	1	2								
Totals			27-51	8-16	8-16	7	28	35	14	70	12	19	6	2		200

FG % 1st Half: 12-24 50.0% 2nd half: 15-27 55.6% Game: 27-51 52.9% Deadball Rebounds 5
3FG % 1st Half: 3-8 37.5% 2nd half: 5-8 62.5% Game: 8-16 50.0%
FT % 1st Half: 4-8 50.0% 2nd half: 4-8 50.0% Game: 8-16 50.0%

Iowa State 79 • 10-4, 2-1 Big 12

#	Player	Total		3-Ptr		Rebounds			PF	TP	A TO Blk Stl					Min
		FG-FGA	FG-FGA	FT-FTA	FT-FTA	Off	Def	Tot			A	TO	Blk	Stl		
10	Bowie, Darrell	*	3-9	0-0	0-2	1	0	1	2	6	1	0	0	2		19
11	Morris, Monte	*	8-15	3-7	3-4	3	7	10	0	22	6	0	0	2		38
15	Mitrou-Long, Naz	*	4-11	3-8	0-0	0	1	1	0	11	4	3	0	1		36
21	Thomas, Matt	*	2-6	1-3	0-0	1	0	1	0	5	3	2	0	4		30
03	Burton, Deonte	*	12-17	3-4	0-3	1	4	5	4	27	3	4	2	2		33
01	Weiler-Babb, Nick		1-1	0-0	0-1	0	4	4	3	2	1	2	0	0		16
04	Jackson, Donovan		1-5	0-2	2-2	0	2	2	0	4	1	0	0	1		22
33	Young, Solomon		1-1	0-0	0-0	1	1	2	2	2	0	0	0	0		6
Team						2	1	3								
Totals			32-65	10-24	5-12	9	20	29	11	79	19	11	2	12		200

FG % 1st Half: 18-42 42.9% 2nd half: 14-23 60.9% Game: 32-65 49.2% Deadball Rebounds 3
3FG % 1st Half: 4-13 30.8% 2nd half: 6-11 54.5% Game: 10-24 41.7%
FT % 1st Half: 0-1 0.0% 2nd half: 5-11 45.5% Game: 5-12 41.7%

Official Basketball Box Score -- Game Totals -- Final Statistics
West Virginia vs Texas
1/14/2017 3:10 P.M. at Austin, TX (Frank Erwin Center)

West Virginia 74 - 15-2, 4-1

##	Player	S	Total		3-Ptr	FT-FTA	Rebounds			PF	TP	A TO Blk Stl				N
			FG-FGA	FG-FGA			Off	Def	Tot							
02	CARTER,JEVON	g	5-9	0-3	5-6	0	4	4	3	15	3	2	0	1	3	0
04	MILES JR.,DAXTER	g	3-11	0-6	1-1	0	1	1	3	7	1	1	0	2	2	0
11	ADRIAN,NATHAN	f	2-3	1-1	3-4	4	2	6	3	8	0	1	0	0	2	0
20	WATKINS,BRANDON	f	1-2	0-0	0-0	1	3	4	1	2	1	0	0	0	1	0
23	AHMAD,ESA	f	0-2	0-0	4-6	4	1	5	2	4	0	5	0	1	1	0
00	MYERS,TEYVON	g	4-9	1-3	7-10	1	0	1	1	16	0	2	0	2	2	0
12	PHILLIP,TARIK	g	6-10	1-3	1-3	0	4	4	2	14	1	1	0	1	3	0
15	WEST,LAMONT	g	1-2	1-2	0-0	0	2	2	1	3	0	0	0	0	0	0
25	BENDER,MACIEJ	g	1-2	0-0	0-0	0	0	0	0	2	0	0	0	0	0	0
45	MACON,ELIJAH	g	0-0	0-0	0-0	0	0	0	1	0	0	1	2	1	1	0
50	KONATE,SAGABA	g	1-2	0-0	1-2	0	1	1	4	3	0	2	1	0	1	0
TEAM						0	1	1	0			0				
TOTALS			24-52	4-18	22-32	10	19	29	21	74	6	15	3	8	20	0
Deadball Rebounds: 1																
FG % 1st Half: 14-29			48.3%	2nd Half: 10-23	43.5%	Game: 24-52	46.2%									
3FG % 1st Half: 4-13			30.8%	2nd Half: 0-6	00.0%	Game: 4-18	22.2%									
FT % 1st Half: 7-9			77.8%	2nd Half: 15-23	65.2%	Game: 22-32	68.8%									

Texas 72 - 7-10, 1-4

##	Player	S	Total		3-Ptr	FT-FTA	Rebounds			PF	TP	A TO Blk Stl				N
			FG-FGA	FG-FGA			Off	Def	Tot							
03	YOUNG,JACOB	g	2-6	2-4	2-2	0	2	2	4	8	0	2	0	0	2	0
10	DAVIS JR.,ERIC	g	1-4	1-4	2-2	0	1	1	4	5	4	5	0	0	3	0
12	ROACH JR.,KERWIN	g	3-8	1-4	4-7	0	6	6	4	11	5	4	0	1	3	0
31	ALLEN,JARRETT	f	6-7	0-0	7-8	2	5	7	3	19	1	1	2	0	3	0
32	CLEAR,SHAQUILLE	f	6-9	0-0	0-0	2	2	4	0	12	1	2	1	1	3	0
01	JONES,ANDREW	g	5-13	4-9	3-4	0	3	3	5	17	1	3	0	2	2	0
04	BANKS,JAMES	g	0-0	0-0	0-0	1	1	2	3	0	0	2	1	0	0	0
14	ISOM,MAREIK	g	0-1	0-1	0-0	0	0	0	0	0	0	0	0	0	0	0
TEAM						1	2	3	0			0	0	0		
TOTALS			23-48	8-22	18-23	6	22	28	23	72	12	19	4	4	20	0
Deadball Rebounds: 3																
FG % 1st Half: 10-22			45.5%	2nd Half: 13-26	50.0%	Game: 23-48	47.9%									
3FG % 1st Half: 4-13			30.8%	2nd Half: 4-9	44.4%	Game: 8-22	36.4%									
FT % 1st Half: 10-12			83.3%	2nd Half: 8-11	72.7%	Game: 18-23	78.3%									

Officials: Gary Maxwell, Paul Janssen, Don Daily
Technical Fouls: West Virginia- None. Texas- None.
Attendance: 10751

Score by periods	1st	2nd	Total
West Virginia	39	35	74
Texas	34	38	72

	In	Off	2nd	Fast	
Points	Paint	T/O	Chance	Break	Bench
WVU	30	21	11	8	38
UT	26	19	11	8	17

Last FG - WVU 2nd-01:39, UT 2nd-00:01.
Largest lead - West Virginia by 8 1st-00:16; Texas by 7 1st-07:52
WVU led for 15:43. UT led for 19:22. Game was tied for 4:55.

Score tied - 9 times
Lead changed - 9 times



Official Basketball Box Score -- Game Totals -- Final Statistics
Texas vs Baylor
01/17/17 6 p.m. at Ferrell Center (Waco, Texas)



Texas 64 • 7-11 (1-5)

##	Player	S	Total		3-Ptr	FT-FTA	Rebounds			PF	TP	A TO Blk Stl				Min
			FG-FGA	FG-FGA			Off	Def	Tot							
31	Allen, Jarrett	f	7-10	0-0	3-4	3	7	10	4	17	0	2	3	0	31	0
32	Cleare, Shaquille	f	6-10	0-0	2-2	1	5	6	5	14	0	2	0	0	25	0
03	Young, Jacob	g	0-4	0-4	2-2	0	1	1	0	2	1	0	0	2	27	0
00	Davis Jr., Eric	g	3-9	1-4	1-2	0	1	1	3	8	0	1	0	2	27	0
12	Roach Jr., Kerwin	g	2-7	0-4	4-4	0	4	4	3	8	5	4	0	1	35	0
01	Jones, Andrew	g	4-10	1-6	6-7	1	3	4	0	15	4	0	0	1	31	0
04	Banks, James	g	0-2	0-0	0-0	2	0	2	5	0	0	4	0	0	12	0
05	Yancy, Kendal	g	0-1	0-1	0-0	0	1	1	2	0	1	1	0	0	10	0
14	Isom, Mareik	g	0-0	0-0	0-1	0	0	0	0	0	0	0	0	0	2	0
Team						0	0	0								
TOTALS			22-53	2-19	18-22	7	22	29	22	64	11	14	3	6	200	0
Deadball Rebounds: 2,2																
FG % 1st Half: 12-25			48.0%	2nd half: 10-28	35.7%	Game: 22-53	41.5%									
3FG % 1st Half: 1-9			11.1%	2nd half: 1-10	10.0%	Game: 2-19	10.5%									
FT % 1st Half: 6-6			100.0	2nd half: 12-16	75.0%	Game: 18-22	81.8%									

Baylor 74 • 17-1 (5-1) #6/6

##	Player	S	Total		3-Ptr	FT-FTA	Rebounds			PF	TP	A TO Blk Stl				Min
			FG-FGA	FG-FGA			Off	Def	Tot							
00	Lual-Acuil Jr., Jo	f	1-4	0-0	0-0	1	2	3	3	2	0	2	0	0	13	0
05	Motley, Johnathan	f	12-19	0-2	8-11	7	13	20	4	32	2	1	3	1	32	0
20	LeComte, Manu	g	2-6	1-3	0-0	0	2	2	3	5	2	3	0	0	26	0
24	Wainright, Ishmail	g	1-7	0-3	0-0	1	2	3	1	2	0	2	0	4	35	0
25	Freeman, Al	g	4-13	2-7	0-2	1	2	3	2	10	0	1	0	0	34	0
01	Mitchell, Wendell	g	0-0	0-0	0-0	0	0	0	0	0	0	0	0	0	1	0
03	Lindsey, Jake	g	2-4	1-1	0-0	0	1	1	3	5	7	2	0	0	25	0
21	Omot, Nuni	g	5-8	0-1	4-5	4	1	5	3	14	0	1	0	0	20	0
30	Davis, Jonathan	g	0-0	0-0	0-0	0	0	0	0	0	0	0	0	0	1	0
31	Maston, Terry	g	2-4	0-0	0-0	0	2	2	3	4	2	0	1	0	13	0
Team						2	0	2								
TOTALS			29-65	4-17	12-18	17	24	41	22	74	13	12	4	5	200	0
Deadball Rebounds: 1,2																
FG % 1st Half: 16-34			47.1%	2nd half: 13-31	41.9%	Game: 29-65	44.6%									
3FG % 1st Half: 4-11			36.4%	2nd half: 0-6	0.0%	Game: 4-17	23.5%									
FT % 1st Half: 2-4			50.0%	2nd half: 10-14	71.4%	Game: 12-18	66.7%									

Officials: R- Ray Natili, U1- Kipp Kissinger, U2- Darron George
Technical fouls: Texas-None. Baylor-Motley, Johnathan.
Attendance: 7604
Fouled Out: Texas: #32 Clear 10:43; #4 Banks 7:25

Score by periods	1st	2nd	Total
Texas	31	33	64
Baylor	38	36	74

Last FG - UT 2nd-00:18, BU 2nd-01:55.
Largest lead - UT by 8 1st-13:45, BU by 21 2nd-05:51.
UT led for 15:11. BU led for 23:45. Game was tied for 01:04.

Score tied - 1 time.
Lead changed - 1 time.

Official Basketball Box Score -- Game Totals -- Final Statistics
Texas vs Kansas
01/21/17 1:07 pm at Lawrence, Kan. (Allen Fieldhouse)

Texas 67 • 7-12, 1-6 Big 12

#	Player		Total		3-Ptr	Rebounds					PF	TP	A				Min
			FG-FGA	FG-FGA	FT-FTA	Off	Def	Tot	To	Blk			Stl				
31	Allen, Jarrett	f	9-14	0-0	4-7	7	12	19	1	22	0	6	3	0	34		
32	Cleare, Shaquille	f	4-9	0-0	3-4	0	2	2	2	11	1	3	1	0	22		
03	Young, Jacob	g	0-2	0-0	0-0	0	1	1	0	0	0	2	0	0	20		
10	Davis Jr., Eric	g	3-10	2-7	4-4	0	1	1	2	12	0	2	0	3	36		
12	Roach Jr., Kerwin	g	1-9	0-3	0-0	0	1	1	4	2	3	2	0	2	29		
01	Jones, Andrew		6-9	3-4	0-0	1	4	5	2	15	5	3	2	2	29		
04	Banks, James		1-4	0-0	0-0	1	0	1	2	2	0	1	1	0	8		
05	Yancy, Kendal		1-1	1-1	0-2	1	0	1	3	3	0	0	0	0	18		
14	Isom, Mareik		0-1	0-1	0-0	0	0	0	0	0	0	0	0	0	4		
Team						1	1	2									
Totals			25-59	6-16	11-17	11	22	33	16	67	9	19	7	7	200		
FG % 1st Half: 14-30 46.7% 2nd half: 11-29 37.9% Game: 25-59 42.4% Deadball Rebounds																	
3FG % 1st Half: 2-5 40.0% 2nd half: 4-11 36.4% Game: 6-16 37.5%																	
FT % 1st Half: 3-6 50.0% 2nd half: 8-11 72.7% Game: 11-17 64.7% 1																	

Official Basketball Box Score -- Game Totals -- Final Statistics
Texas vs Georgia
01/28/17 4:00 PM ET at Stegeman Coliseum - Athens, Ga.

Texas 57 • 8-13 (2-6)

#	Player	Total		3-Ptr		Rebounds			PF	TP	A TO Blk Stl				Min
		FG-FGA	FG-FGA	FT-FTA	FT-FTA	Off	Def	Tot			A	TO	Blk	Stl	
31	Allen, Jarrett	f	2-7	0-0	0-1	0	5	5	3	4	0	2	1	0	28
32	Cleare, Shaquille	f	4-5	0-0	0-2	0	3	3	5	8	0	1	0	1	24
03	Young, Jacob	g	1-5	1-4	0-0	0	1	1	0	3	0	1	0	0	19
10	Davis Jr., Eric	g	4-8	2-5	1-2	0	2	2	2	11	0	1	0	1	34
12	Roach Jr., Kerwin	g	4-8	1-3	1-2	2	5	7	4	10	2	3	0	0	31
01	Jones, Andrew	g	5-11	2-7	4-5	1	3	4	2	16	8	6	0	2	33
04	Banks, James	g	2-3	0-0	1-1	1	3	4	4	5	0	0	1	0	23
05	Yancy, Kendal	g	0-1	0-1	0-0	1	0	1	0	0	0	0	0	0	9
Team						0	3	3							
Totals			22-48	6-20	7-13	5	25	30	20	57	10	14	2	4	201

FG % 1st Half: 13-27 48.1% 2nd half: 9-21 42.9% Game: 22-48 45.8% Deadball Rebounds 4,1
3FG % 1st Half: 5-14 35.7% 2nd half: 1-6 16.7% Game: 6-20 30.0%
FT % 1st Half: 1-4 25.0% 2nd half: 6-9 66.7% Game: 7-13 53.8%

Georgia 59 • 13-8 (4-4)

#	Player	Total		3-Ptr		Rebounds			PF	TP	A TO Blk Stl				Min
		FG-FGA	FG-FGA	FT-FTA	FT-FTA	Off	Def	Tot			A	TO	Blk	Stl	
01	Maten, Yante	f	6-11	0-1	9-12	2	5	7	3	21	2	1	1	2	35
34	Ogbeide, Derek	f	2-5	0-0	0-0	2	4	6	4	4	0	3	1	0	22
00	Jackson II, William	g	1-2	0-1	0-0	0	0	0	1	2	2	0	0	2	22
03	Parker, Juwan	g	3-8	0-0	3-3	0	3	3	1	9	1	2	0	2	27
30	Frazier, J.J.	g	5-16	0-6	4-4	0	2	2	0	14	3	2	0	1	37
02	Harris, Jordan	g	2-3	2-3	0-0	0	2	2	1	6	0	1	0	0	16
04	Crump, Tyree	g	0-0	0-0	0-0	0	0	0	0	0	0	0	0	0	4
05	Diatla, Pape	g	0-2	0-1	1-2	0	3	3	3	1	3	0	0	0	15
24	Kessler, Houston	g	0-1	0-0	0-0	1	0	1	1	0	0	0	0	0	3
32	Edwards, Mike	g	1-1	0-0	0-1	1	3	4	4	2	0	2	0	0	21
Team						1	1	2			1				
Totals			20-49	2-12	17-22	7	23	30	18	59	11	12	2	7	202

FG % 1st Half: 7-24 29.2% 2nd half: 13-25 52.0% Game: 20-49 40.8% Deadball Rebounds 1
3FG % 1st Half: 0-6 0.0% 2nd half: 2-6 33.3% Game: 2-12 16.7%
FT % 1st Half: 9-14 64.3% 2nd half: 8-8 100.0% Game: 17-22 77.3%

Officials: Joe Lindsay, Michael Stephens, Olandis Poole
Technical fouls: Texas-None. Georgia-None.
Attendance: 10029

Score by periods	1st	2nd	Total
Texas	32	25	57
Georgia	23	36	59

Last FG - UT 2nd-01:20, UGA 2nd-00:56.
Largest lead - UT by 10 1st-08:25, UGA by 7 2nd-06:09.
UT led for 24:13. UGA led for 13:37. Game was tied for 02:10.

Score tied - 3 times.
Lead changed - 8 times.

Texas Tech vs Texas
2/1/2017 8:10 P.M. at Austin, TX (Frank Erwin Center)

Texas Tech 58 - 15-7, 3-6

#	Player	Total		3-Ptr		Rebounds			PF	TP	A TO Blk Stl				M
		FG-FGA	FG-FGA	FT-FTA	FT-FTA	Off	Def	Tot			A	TO	Blk	Stl	
02	THOMAS,DEVON	g	1-4	0-1	0-0	0	1	1	1	2	0	2	0	1	2
05	GRAY,JUSTIN	g	1-5	0-0	0-0	2	4	6	3	2	3	2	0	2	3
11	SMITH,ZACH	f	3-9	0-0	1-4	6	7	13	3	7	1	1	1	0	3
12	EVANS,KEENAN	g	6-14	1-5	2-4	1	3	4	2	15	1	5	0	1	3
21	LIVINGSTON,ANTHONY	f	5-13	3-9	1-3	1	3	4	3	14	0	2	1	2	2
04	MILLINGHAUS,SHADELL	g	0-3	0-0	0-0	0	0	0	0	0	0	0	0	0	:
10	STEVENSON,NIEM	g	4-8	2-4	2-4	0	3	3	1	12	2	1	0	0	2
15	ROSS,AARON	g	1-2	0-1	4-4	1	1	2	4	6	1	0	0	0	1
22	BRANDSMA,THOMAS	g	0-0	0-0	0-0	0	0	0	0	0	0	0	0	0	:
34	TEMPLE,MATTHEW	g	0-1	0-1	0-0	0	0	0	0	0	0	0	0	0	:
TEAM						3	2	5	0		0				
TOTALS			21-59	6-21	10-19	14	24	38	17	58	8	13	2	4	20

FG % 1st Half: 11-30 36.7% 2nd Half: 10-29 34.5% Game: 21-59 35.6% Deadball Rebounds: 5
3FG % 1st Half: 2-9 22.2% 2nd Half: 4-12 33.3% Game: 6-21 28.6%
FT % 1st Half: 2-4 50.0% 2nd Half: 8-15 53.3% Game: 10-19 52.6%

Texas 62 - 9-13, 3-6

#	Player	Total		3-Ptr		Rebounds			PF	TP	A TO Blk Stl				M
		FG-FGA	FG-FGA	FT-FTA	FT-FTA	Off	Def	Tot			A	TO	Blk	Stl	
01	JONES,ANDREW	g	4-10	2-6	1-2	0	4	4	3	11	7	3	0	0	3
10	DAVIS JR.,ERIC	g	6-9	3-6	0-1	0	3	3	4	15	2	2	1	0	3
12	ROACH JR.,KERWIN	g	1-3	0-0	3-6	1	6	7	3	5	2	4	0	2	3
31	ALLEN,JARRETT	f	8-10	0-0	3-5	3	5	8	3	19	0	3	0	0	3
32	CLEARE,SHAQUILLE	c	3-10	0-0	0-2	1	2	3	3	6	0	1	0	0	3
03	YOUNG,JACOB	g	2-6	1-5	1-1	0	0	0	2	6	0	1	0	1	1
04	BANKS,JAMES	g	0-1	0-0	0-0	0	4	4	1	0	0	0	1	1	:
05	YANCY,KENDAL	g	0-2	0-0	0-0	0	0	0	1	0	0	0	0	1	:
14	ISOM,MAREIK	g	0-0	0-0	0-0	0	1	1	1	0	0	0	1	0	:
TEAM						3	2	5	0		0				
TOTALS			24-52	6-17	8-17	8	27	35	21	62	11	14	3	5	20

FG % 1st Half: 11-30 36.7% 2nd Half: 13-22 59.1% Game: 24-52 46.2% Deadball Rebounds: 4
3FG % 1st Half: 3-11 27.3% 2nd Half: 3-6 50.0% Game: 6-17 35.3%
FT % 1st Half: 3-6 50.0% 2nd Half: 5-11 45.5% Game: 8-17 47.1%

Officials: Joe DeRosa, Don Daily, Paul Janssen
Technical Fouls: Texas Tech- None. Texas- None.
Attendance: 10644

Score by periods	1st	2nd	Total
Texas Tech	26	32	58
Texas	28	34	62

Last FG - TTU 2nd-05:04, UT 2nd-00:29.
Largest lead - Texas Tech by 8 1st-06:16; Texas by 11 2nd-15:13
TTU led for 20:00. UT led for 18:03. Game was tied for 1:57.

Score tied - 4 times
Lead changed - 8 times

Official Basketball Box Score -- Game Totals -- Final Statistics
Texas vs TCU
02/04/17 12:00 PM at Fort Worth, Texas (Schollmaier Arena)

Texas 63 • 9-14, 3-7 Big 12

#	Player	Total		3-Ptr		Rebounds			PF	TP	A TO Blk Stl				Min
		FG-FGA	FG-FGA	FT-FTA	FT-FTA	Off	Def	Tot			A	TO	Blk	Stl	
31	Allen, Jarrett	f	9-14	0-0	4-6	5	4	9	1	22	2	2	2	3	36
32	Cleare, Shaquille	f	5-11	0-0	2-3	2	1	3	3	12	0	2	2	1	21
01	Jones, Andrew	g	6-11	1-5	1-2	0	3	3	1	14	7	5	0	1	35
10	Davis Jr., Eric	g	3-9	0-3	0-0	0	3	3	4	6	0	0	0	0	35
12	Roach Jr., Kerwin	g	2-6	1-2	0-0	0	4	4	4	5	5	1	0	1	24
03	Young, Jacob	g	0-2	0-2	0-0	0	0	0	1	0	3	1	0	0	14
04	Banks, James	g	0-0	0-0	0-0	1	1	2	1	0	0	0	1	1	16
05	Yancy, Kendal	g	2-5	0-1	0-0	3	0	3	0	4	0	0	0	1	19
Team						0	2	2			1				
Totals			27-58	2-13	7-11	11	18	29	15	63	17	12	5	8	200

FG % 1st Half: 15-28 53.6% 2nd half: 12-30 40.0% Game: 27-58 46.6% Deadball Rebounds 1
3FG % 1st Half: 2-5 40.0% 2nd half: 0-8 0.0% Game: 2-13 15.4%
FT % 1st Half: 3-4 75.0% 2nd half: 4-7 57.1% Game: 7-11 63.6%

TCU 78 • 16-7, 5-5 Big 12

#	Player	Total		3-Ptr		Rebounds			PF	TP	A TO Blk Stl				Min
		FG-FGA	FG-FGA	FT-FTA	FT-FTA	Off	Def	Tot			A	TO	Blk	Stl	
10	Brodziansky, Vlad	f	6-11	1-2	5-5	1	3	4	3	18	0	0	4	1	29
15	Miller, JD	f	3-5	1-2	0-0	0	6	6	2	7	1	1	0	0	22
00	Fisher, Jaylen	g	4-7	3-5	1-3	0	3	3	1	12	5	3	0	1	35
25	Robinson, Alex	g	8-15	1-4	0-0	0	4	4	0	17	8	4	0	2	33
34	Williams, Kenrich	g	4-9	1-4	0-1	6	2	8	2	9	6	1	0	3	37
01	Bane, Desmond	g	1-5	0-3	3-5	1	1	2	1	5	0	0	0	0	15
11	Parrish, Brandon	g	2-4	1-1	0-0	0	2	2	1	5	0	0	0	1	15
32	Shepherd, Karviar	g	2-2	0-0	1-2	3	1	4	2	5	0	1	0	0	11
33	Washburn, Chris	g	0-0	0-0	0-0	0	0	0	0	0	0	0	0	0	3
Team						2	1	3							
Totals			30-58	8-21	10-16	13	23	36	12	78	20	10	4	8	200

FG % 1st Half: 14-25 56.0% 2nd half: 16-33 48.5% Game: 30-58 51.7% Deadball Rebounds 3
3FG % 1st Half: 3-8 37.5% 2nd half: 5-13 38.5% Game: 8-21 38.1%
FT % 1st Half: 7-13 53.8% 2nd half: 3-3 100.0% Game: 10-16 62.5%

Officials: Doug Simmons, Antonio Petty, Kerby Sitton
Technical fouls: Texas-None. TCU-None.
Attendance: 6507

Score by periods	1st	2nd	Total
Texas	35	28	63
TCU	38	40	78

Last FG - UT 2nd-02:46, TCU 2nd-00:40.
Largest lead - UT by 2 1st-19:15, TCU by 15 2nd-00:40.
UT led for 00:23. TCU led for 37:16. Game was tied for 02:21.

Score tied - 2 times.
Lead changed - 1 time.

Iowa State vs Texas
02/07/17 8:05 P.M. at Austin, TX (Frank Erwin Center)

Iowa State 65 • 14-9, 6-5



Texas 71 • 10-15 4-8 Big 12

#	Player		Total		3-Ptr	Rebounds			PF	TP	A	TO	Blk	Stl	Min
			FG-FGA	FG-FGA	FT-FTA	Off	Def	Tot							
31	Allen, Jarrett	f	9-13	0-0	0-7	5	5	10	1	18	1	3	0	2	31
32	Cleare, Shaquille	f	1-3	0-1	0-0	1	2	3	2	2	0	1	0	0	18
01	Jones, Andrew	g	5-16	0-6	6-6	1	1	2	2	16	3	1	0	1	34
10	Davis Jr., Eric	g	2-6	1-5	1-2	0	5	5	3	6	2	3	0	1	30
12	Roach Jr., Kerwin	g	6-9	1-2	0-1	1	5	6	1	13	5	2	0	3	34
03	Young, Jacob		1-6	0-4	0-0	0	0	0	0	2	2	1	1	0	13
04	Banks, James		2-3	0-0	2-2	2	3	5	0	6	0	0	0	0	16
05	Yancy, Kendal		2-6	1-4	0-0	1	1	2	3	5	1	2	0	0	20
14	Isom, Mareik		1-1	1-1	0-0	0	2	2	0	3	0	0	0	0	4
	Team					3	0	3							
Totals			29-63	4-23	9-18	14	24	38	12	71	14	13	1	7	200

FG % 1st Half: 14-31 45.2% 2nd half: 15-32 46.9% Game: 29-63 46.0% Deadball
3FG % 1st Half: 2-12 16.7% 2nd half: 2-11 18.2% Game: 4-23 17.4% Rebounds
FT % 1st Half: 3-9 33.3% 2nd half: 6-9 66.7% Game: 9-18 50.0% 3

Oklahoma State 84 • 16-9 5-7 Big 12

#	Player		Total		3-Ptr	Rebounds			PF	TP	A	TO	Blk	Stl	Min
			FG-FGA	FG-FGA	FT-FTA	Off	Def	Tot							
23	Hammonds, Leyton	f	4-4	3-3	0-0	1	3	4	5	11	0	0	0	1	16
30	Carroll, Jeffrey	f	7-19	2-8	2-2	1	1	2	0	18	2	2	0	1	33
41	Solomon, Mitchell	c	3-9	0-0	0-0	4	3	7	4	6	2	0	2	0	24
01	Evans, Jawun	g	6-15	0-0	0-1	1	6	7	2	12	6	2	0	0	33
13	Forte, Phil	g	7-11	4-6	0-0	0	2	2	0	18	4	1	0	0	31
00	Averette, Brandon		1-3	0-1	0-0	0	2	2	0	2	3	2	0	0	14
04	Dziagwa, Thomas		0-0	0-0	0-0	0	1	1	1	0	1	0	0	0	2
12	McGriff, Cameron		1-1	0-0	0-1	1	2	3	1	2	0	1	0	1	15
14	N'Guessan, Lucas		0-0	0-0	0-0	0	0	0	2	0	0	3	0	0	9
24	Dillard, Davon		5-6	1-1	4-4	3	5	8	1	15	0	0	0	1	23
	Team					1	1	2							
Totals			34-68	10-19	6-8	12	26	38	16	84	18	11	2	4	200

FG % 1st Half: 16-32 50.0% 2nd half: 18-36 50.0% Game: 34-68 50.0% Deadball
3FG % 1st Half: 4-8 50.0% 2nd half: 6-11 54.5% Game: 10-19 52.6% Rebounds
FT % 1st Half: 2-4 50.0% 2nd half: 4-4 100.0% Game: 6-8 75.0% 0

Officials: John Higgins, Kelly Self, Chance Moore
Technical fouls: Texas-None. Oklahoma State-None.
Attendance: 8592
Foul Outs: OSU-#23 Hammonds (2:15)

Score by periods	1st	2nd	Total
Texas	33	38	71
Oklahoma State	38	46	84

	In	Off	2nd	Fast	
Points	Paint	T/O	Chance	Break	Bench
UT	44	16	20	17	16
OSU	38	19	14	18	19

Last FG - UT 2nd-01:39, OSU 2nd-01:04. Score tied - 3 times.
Largest lead - UT by 8 1st-09:05, OSU by 20 2nd-07:14. Lead changed - 2 times.
UT led for 08:16, OSU led for 30:05. Game was tied for 01:39.



TEXAS BASKETBALL



2016-17 TV/RADIO LINEUP



0 **TEVIN MACK**
6-7 So. G/F
Columbia, S.C.



1 **ANDREW JONES**
6-4 Fr. G
Irving, Texas



2 **ISAIAH HOBBS**
6-3 Jr. G
Palm Beach, Fla.



3 **JACOB YOUNG**
6-2 Fr. G
Houston, Texas




4 **JAMES BANKS**
6-10 Fr. C
Decatur, Ga.



5 **KENDAL YANCY**
6-3 Sr. G
Richardson, Texas



10 **ERIC DAVIS JR.**
6-3 So. G
Saginaw, Mich.



12 **KERWIN ROACH JR.**
6-4 So. G
Houston, Texas




14 **MAREIK ISOM**
6-9 Sr. F
Austin, Texas




21 **DYLAN OSETKOWSKI**
6-9 Jr. F
San Diego, Calif.



25 **JOE SCHWARTZ**
6-2 Jr. G
Waco, Texas



30 **RYAN McCLURG**
6-6 Sr. F
Katy, Texas



31 **JARRETT ALLEN**
6-11 Fr. F
Round Rock, Texas



32 **SHAQUILLE CLEARE**
6-8 Sr. F
Andros, Bahamas

PRONUNCIATION GUIDE

Jarrett _____ **JAIR**-eht
Cleare _____ **CLAIR**

Mareik Isom _____ muh-**REAK EYE**-sum
Osetkowski _____ oh-set-**COW**-skee